

Compliance Guide to Manitoba's Hazardous Waste Legislation



Manitoba Environment and Climate Change

Compliance Guide to Manitoba's Hazardous Waste Legislation

THIS IS A GUIDANCE DOCUMENT AND SHOULD NOT BE INTERPRETED AS
REPLACING THE ACT OR REGULATIONS

October 1993

Revised May 2020

Revised October 2020

Revised April 2021

Revised October 2021

Environmental Stewardship Division
Manitoba Environment and Climate Change



TABLE OF CONTENTS

HOW TO USE THIS GUIDE	1
BACKGROUND	3
LIST OF ACRONYMS	4
1 INTRODUCTION	5
To whom is this guide addressed?.....	6
2 HAZARDOUS WASTE GENERATORS	7
Who is a generator?.....	7
STEP 1: DESIGNATION AND IDENTIFICATION OF HAZARDOUS WASTE	7
Is the waste excluded?	9
Category 1:	9
Category 2:	11
Category 3:	11
Category 4:	111
STEP 2: HAZARDOUS WASTE GENERATOR REGISTRATION	122
Wastes in more than one class	13
Completing the Hazardous Waste Registration Form.....	13
After registration.....	133
One time generation	133
Amendment to registration	14
If the generator moves to another location.....	14
If your operation is sold or closed.....	144
If ownership of the company changes or the company name changes	144
STEP 3: HAZARDOUS WASTE STORAGE	144
Exemptions to Storage Requirements	144
1 Storage area requirements	15
Exemptions to Storage Area Requirements.....	155
2 Container requirements.....	16
3 Labelling of containers	16
4 Storage requirements – General.....	166
5 Storage deadline: Time Limit and Extensions	17
6 Inspections	177
STEP 4: HAZARDOUS WASTE SHIPMENT	177
3 TRANSPORTING HAZARDOUS WASTE	188
3.1 Licence to Transport Hazardous Waste	188
Application	188
Licence.....	188
Exemptions to Transporter Licence	19
Insurance	19
Dangerous Goods Safety Marks	19
Misleading safety marks.....	211
Training of Drivers – Transportation of Dangerous Goods (TDG) Training Certificate	21
3.2 Duty of Licensed Carriers	211
3.2.1 Delivery of hazardous waste.....	211
3.2.2 Transfer of hazardous waste to a second carrier	222
3.2.3 Safe handling	222

4	MOVEMENT DOCUMENTS	233
	Exemptions to Movement Document Requirements.....	244
4.1	Completing and distributing the Movement Document – Single Consignor	255
4.2	Completing and distributing the Movement Document – Multiple Consignors	266
4.3	Multiple Carriers.....	277
4.4	Discrepancies and/or Refusal to Accept	288
4.6	Location of Movement Document in Transport	288
4.7	Reporting of Environmental Accidents	29
4.8	Interprovincial Shipment of Hazardous Waste	29
4.9	Shipping Into or Out of Canada	29
5	DISPOSAL OF HAZARDOUS WASTE	300
5.1	On-site Disposal of Own Waste.....	300
5.2	Disposal Facilities	300
5.3	Out-of-Province Disposal	311
6	LICENCE EXEMPTED FOR USED OIL COLLECTION AND USED OIL BURNER FACILITIES	322
6.1	Used Oil Collection Facility.....	322
6.2	Used Oil Burner Facility	333
7	STORAGE AND DISPOSAL OF PCB WASTE	344
8	ANNUAL REPORT	344
9	DOCUMENTS AND RECORDS FOR INSPECTION	344
10	ENVIRONMENTAL COMPLIANCE AND ENFORCEMENT	355
	Violations and Penalties	355
APPENDICES		377
	Appendix A: Acts and Regulations	376
	Appendix B: Forms.....	39
	Appendix C: Glossary of terms.....	40
	Appendix D: Contacts and links	44

LIST OF TABLES

Table 1: Summary of TDG Classes for Wastes..	Error! Bookmark not defined.0
Table 2: Forms to complete by stakeholders.....	39

LIST OF FIGURES

Figure 1: Schematic representation of hazardous waste movement in the system	5
Figure 2: Decision Tree.....	8
Figure 3: An overview: Definitions of hazardous waste and exemptions.....	12
Figure 4: Illustration of dangerous goods safety marks.....	200
Figure 5: Movement document tracking system	233
Figure 6: Distribution of individual copies of the hazardous waste movement document	26
Figure 7: Responsibilities of each party when hazardous wastes are shipped or accepted.....	311

HOW TO USE THIS GUIDE

This guide explains how to follow the laws in Manitoba for managing hazardous waste. It also describes the Manitoba government's hazardous waste program and its systematic approach to managing hazardous waste.

Sections

This guide has 10 sections. It starts with a brief introduction and goes through the procedures required to identify, register, store, transport and dispose of hazardous wastes.

Link

In this guide, [underlined blue text](#) is linked to web content. Links can be clicked (left click on multi-button mouse) and will open the referenced document in a new window.

Tables and diagrams

Tables and figures are numbered in order and referred to as table or figure.

Generator

Section 2 describes the responsibilities of hazardous waste generators. These responsibilities are divided into the following **4 STEPS**:

Designation and Identification

STEP 1 is about hazardous waste determination. People who generate or own waste need to know first if their wastes are hazardous.

Registration

STEP 2 is about registering the waste with the department if it is hazardous. It also discusses what registerable quantities are and how to register.

Storage

STEP 3 discusses various storage requirements for hazardous wastes.

Shipment

STEP 4 provides a brief overview of a generator's (consignor's) responsibilities before allowing hazardous waste to leave their control.

Transport

Section 3 discusses obtaining a transport licence, maintaining an insurance policy, and displaying dangerous goods safety marks. It also discusses the duty of licensed transporters.

Documentation

Section 4 discusses consignor, transporter and consignee responsibilities for completing and distributing movement documents.

Disposal

Section 5 describes the licensing requirements for hazardous waste disposal facilities.

Licence exempted facilities

Section 6 provides guidance to the operators of used oil burner and used oil collection facilities that are exempt from licensing requirements under the act.

PCB Storage and disposal

Section 7 describes the storage site registration and disposal authorizations required under the PCB Storage Site Regulation.

Annual reports

Section 8 describes the annual hazardous waste receiver reporting requirements.

Record keeping

Section 9 briefly outlines the record keeping requirements, as required under the regulation.

Enforcement and penalties

Section 10 explains how the laws relating to hazardous waste are enforced and summarizes some of the violations and possible penalties.

Disclaimer

This guide is intended as a practical guide only. It does not replace the text of any act or regulation in any way, nor does it replace any legislation and has no legal force in itself.

The appropriate legislation should be consulted for all purposes of interpretation and application of the law. In all cases, The Dangerous Goods Handling and Transportation Act, regulations, and other legislation take precedence. The responsibility falls on the users of this guide to ensure they comply with all applicable legislation.

If further explanation of Manitoba's system for managing hazardous waste is required, consult Hazardous Waste Program staff or any office of the Environmental Compliance and Enforcement Branch.

Copies of this guide are available in electronic format from the Hazardous Waste Program section of the Manitoba Environment and Climate Change website.

BACKGROUND

The Manitoba government, recognizing the inherent danger that hazardous waste presents, undertook the development of a hazardous waste management program in late 1982. The purpose of this program was to establish a comprehensive waste management system and develop a regulatory program governing all aspects of hazardous waste generation, handling, storage, transportation, treatment, recycling and disposal.

A major component of the department's regulatory authority for managing hazardous waste comes from the proclamation on August 20, 1984, of The Dangerous Goods Handling and Transportation Act (S.M. 1984, c.7). The act gave government the authority to regulate and enforce the management of hazardous waste throughout the province.

In recent years, Manitoba Environment and Climate Change (the department) initiated a comprehensive review process for the following regulations associated with The Dangerous Goods Handling and Transport Act (C.C.S.M. c. D12). They initiated this review to simplify and strengthen the regulatory regime for managing hazardous wastes in Manitoba:

- *The Classification Criteria for Products, Substances and Organisms Regulation* (MR 282/87)
- *The Manifest Regulation* (MR 139/88)
- *The Generator Registration and Carrier Licencing Regulation* (MR 175/87)

As a result of the review, the three regulations were consolidated into a new, comprehensive, and significantly enhanced regulation, the Hazardous Waste Regulation M.R. 195/2015.

The Hazardous Waste Regulation provides:

- criteria for determining whether a product, substance or organism is a hazardous waste
- hazardous waste registration and storage requirements for generators of hazardous wastes
- licence requirements for transporters of hazardous waste
- a system to track hazardous waste from generation point to final disposal
- annual reporting requirements for licensed hazardous waste disposal facilities

Because of the complex nature of the legislation, the department developed a *Compliance Guide to Manitoba's Hazardous Waste Legislation* in 1993, to help Manitoba's stakeholders understand the requirements set out in the legislation, and comply with the legal obligations concerning hazardous waste and dangerous goods. This current guide is a revision to the 1993 version, incorporating information related to newly developed Hazardous Waste Regulation.

LIST OF ACRONYMS

ASTM	American Society for Testing and Materials
BTEX	Benzene, Toluene, Ethylbenzene and Xylene
Btu/hr	British Thermal Unit per Hour
°C	degrees Celsius
CSA	Canadian Standards Association
DGHTA	Dangerous Goods Handling and Transportation Act
G	gram
Kg	kilogram
kPa	Kilopascal
L	litre
MBC Number	Manitoba Carrier Licence/Registration Number
MBG Number	Manitoba Generator Registration Number
MBR Number	Manitoba Receiver Registration Number
mg/kg	milligrams per kilogram
mg/L	milligrams per litre
M.R.	Manitoba Regulation
OECD	Organization for Economic Co-operation and Development
PAH	Polycyclic aromatic hydrocarbons
PAH TEQ	Polycyclic aromatic hydrocarbon toxicity equivalent
PCBs	Polychlorinated biphenyls
ppm	parts per million
SDS	Safety Data Sheet
TCLP	Toxicity characteristic leaching procedure
TDGR	Transportation of Dangerous Goods Regulations (Canada)
TEF	Toxicity equivalency factor
TEQ	Toxicity Equivalence Quotient
ULC	Underwriters Laboratories of Canada
UN	United Nations

1 INTRODUCTION

Hazardous waste is generated in the normal course of operation of industries, businesses, farms and other operations. Wastes that are classified as hazardous present a greater danger to human health and the environment than other waste material, because of their specific chemical, physical and biological properties. Hazardous waste poses a risk to people and the environment if it is not stored, transported, treated or disposed of properly.

In Canada, the management of hazardous waste is a shared responsibility. The federal government regulates interprovincial and international movements of hazardous waste, while the provincial and territorial governments regulate generators, waste disposal facilities and transportation within their jurisdictions.

In Manitoba, [The Dangerous Goods Handling and Transportation Act](#) (act) sets out requirements related to the generation, transportation and disposal of hazardous waste. The hazardous waste legislation establishes a system of tracking hazardous waste from cradle to grave (i.e., from the point at which it is generated to the point at which it is converted into a non-hazardous substance, recycled or otherwise disposed of safely).

The [Hazardous Waste Regulation](#), M.R. 195/2015 (regulation) establishes basic hazardous waste management standards for generators, carriers and receivers. The regulation ensures that hazardous waste is appropriately identified and handled safely to protect human health and the environment.

Persons responsible for hazardous waste should implement environmentally sound management practices that are compliant with the regulation.

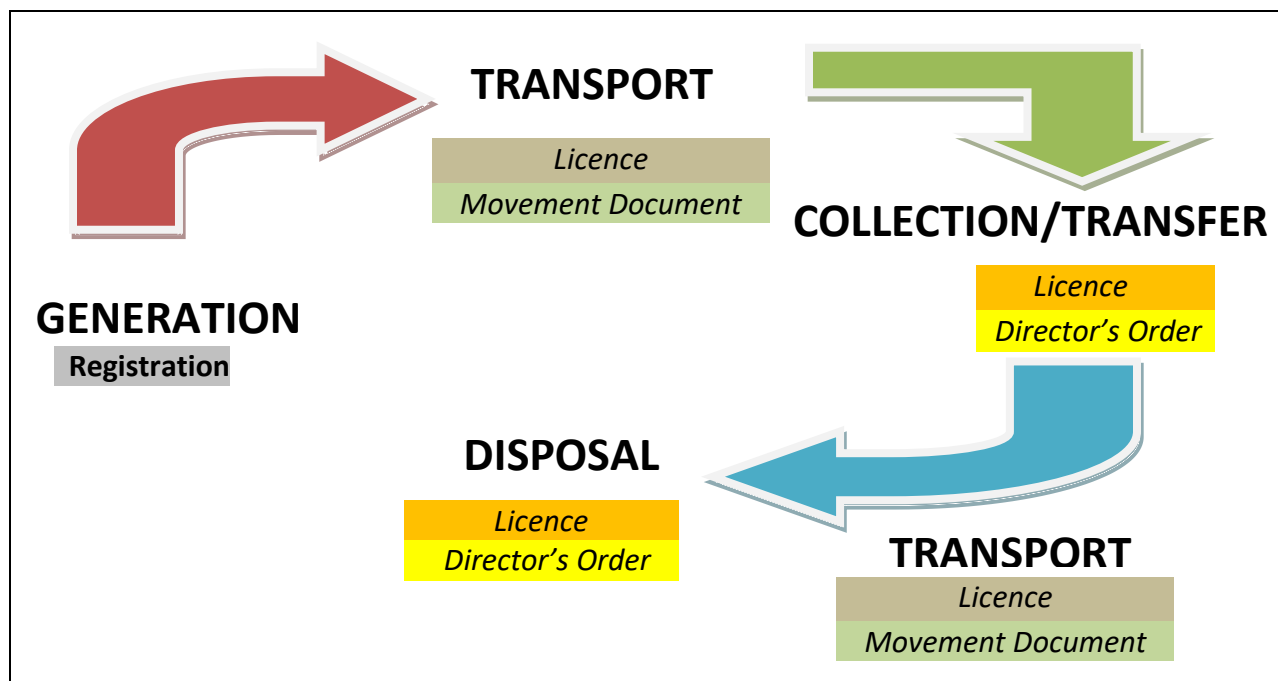


Figure 1: Schematic representation of hazardous waste movement in the system

To whom is this guide addressed?

As an overview, the guide addresses general responsibilities of those involved in any aspect of this system:

- Generators of hazardous waste must identify their hazardous waste and register with the department.
- Carriers who transport hazardous waste must be licensed.
- Hazardous waste in transport must be manifested and accompany a movement document.
- Hazardous waste collection, transfer, storage, recycling, treatment and disposal facilities must operate under a licence or director's order.

If you fall under more than one category, you are required to fulfill the obligations of each category.

The hazardous waste program maintains a systematic approach to hazardous waste management. Various sections of this guide deal with these responsibilities in more detail and list what you must do to comply with all of the legislative requirements.

2 HAZARDOUS WASTE GENERATORS

Who is a generator?

The regulation defines a generator as “a person who, by virtue of ownership, operation, management or control causes or allows to cause the creation or storage of hazardous waste.” The definition of generator includes operators of businesses and manufacturing facilities that produce hazardous wastes, as well as operators of transfer, bulk storage, treatment and disposal facilities.

Generators are the first link in this cradle to grave system. The responsibilities of hazardous waste generators are divided into the following four STEPS:

STEP 1: DESIGNATION AND IDENTIFICATION OF HAZARDOUS WASTE

The generator is responsible for identifying hazardous waste. Waste determination is the pivotal activity for properly identifying that your operation (and subsequent handlers) complies with the regulations for proper waste management. **Figure 2, Decision Tree**, shows the process schematically.

A generator may make a hazardous waste determination by either applying the acceptable knowledge of the waste or sampling and analyzing the waste.

(a) Waste identification using generator knowledge

If a generator knows that the waste is a hazardous waste, a laboratory analysis is not required to confirm this. The generator can apply the knowledge of the process that generates the waste, inputs, reactions, operating status for the day, previous test results and information from similar operations. Information from the Safety Data Sheets (SDS) can also be used.

If the generator's knowledge is not sufficient for waste identification, this activity can be done by, or in consultation with, a person who understands the nature of the product, substance or organism. This could include a manufacturer or supplier of raw materials, or in the case of infectious substances, a doctor, scientist, veterinarian, epidemiologist, microbiologist, pathologist, nurse, coroner or laboratory technician.

The generator remains responsible for the determination, regardless of who performs it.

(b) Waste identification using laboratory analysis

If laboratory analysis is required for identification of a waste stream, the generator should use the knowledge of the process used and the waste generated to determine the specific analysis that is needed. Analysis is required only for constituents that are reasonably expected to be present in the waste stream.

Analysis of wastes to determine the composition or properties must always be carried out according to the test methods specified in one of the following ways:

- (a) methods specified in the regulation
- (b) methods as detailed in the Transportation of Dangerous Goods Regulations (TDGR)
- (c) if not in either of the above, as approved by the director

For the purpose of waste identification, hazardous waste program staff members can only help in the interpretation of the legislation.
--

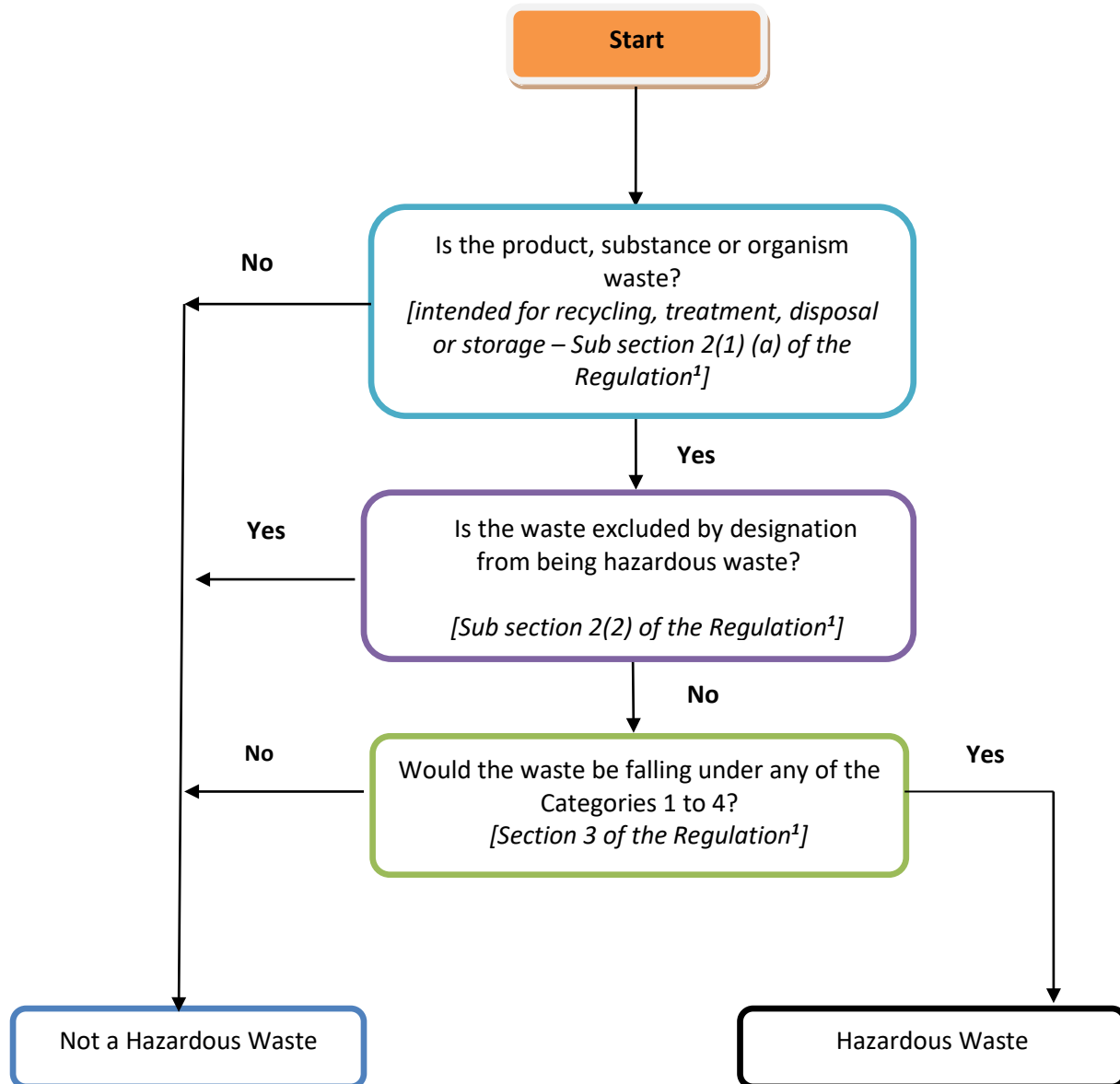


Figure 2: Decision Tree

¹“Regulation” means the Hazardous Waste Regulation, M.R. 195/2015

Is the waste excluded?

[M.R. 195/15, Section 2(2)]

Under certain conditions, some types of wastes are excluded from being considered hazardous wastes. First, the generator must determine if a product, substance or organism is excluded from the regulation. A product, substance or organism is not considered hazardous waste if:

- (a) It is included in Schedule D of the regulation.
- (b) It is low concentration shredder residue that has been designated as special waste under the [Special Waste \(Shredder Residue\) Regulation](#).
- (c) It is a waste wood product that has been treated with a wood preservative or wood protection product registered under the Pest Control Products Act (Canada).
- (d) It is petroleum hydrocarbon contaminated soil that contains benzene, toluene, ethylbenzene or xylene (BTEX) and meets the requirements specified in sub section 2(2) (d) of the regulation.
- (e) It is petroleum hydrocarbon contaminated soil that contains polycyclic aromatic hydrocarbons (PAH) and meets the requirements specified in sub section 2(2) (e) of the regulation.

The regulation defines petroleum hydrocarbon contaminated soil containing *polycyclic aromatic hydrocarbon* (PAH) as “waste containing PAH in a total concentration greater than 100 parts per million measured as PAH TEQ (toxicity equivalent) by weight”.

PAH TEQ is a number that allows the toxicity of substances containing different PAHs to be compared. PAH TEQ is the amount of benzo[a]pyrene a substance would have to contain to have the same toxicity as the substance containing the different PAHs. Sub section 2(3) of the regulation describes how to calculate PAH TEQ.

Second, if the waste is **not** excluded, the generator must determine if it is designated as hazardous waste within one of the following *categories*:

[M.R. 195/15, Section 2(1) & 3]

Category 1:**Is the waste classified and regulated as dangerous goods, according to the Transportation of Dangerous Goods Regulations (TDGR) [included in at least one of Classes 2, 3, 4, 5, 6, 8 or 9 of TDGR]?**

The TDGR defines a dangerous good as a product, substance or organism included by its nature or by the regulations in any of the classes listed in the schedule. Because many hazardous wastes are dangerous goods as defined by the TDGR, the hazardous waste regulation uses the same rules to define and classify hazardous wastes under *Category 1*.

Part 2 of the TDGR contains the classification criteria for each of the Transportation of Dangerous Goods hazard classes (TDG class). The classification criteria are the values of properties that decide if a substance is in a TDG class or not. Classification criteria must always be measured according to the test methods specified in the regulations.

Class		Divisions	Description
2	Gases	2.1	Flammable gases
		2.2	Non-flammable and non-toxic gases
		2.3	Toxic gases (include corrosive gases)
3	Flammable Liquids		Liquids that have a flashpoint of 60° C or less (closed-cup test) or 65.6° C or less (open-cup test method)
4	Flammable Solids	4.1	Substances that are: <ul style="list-style-type: none"> readily combustible liable to cause fire through friction during transport desensitized explosives self-reactive (liable to undergo exothermic decomposition) specifically identified in the TDGR (Part 2) listed in Chapter 2.4 of UN Recommendations (currently assigned)
		4.2	Substances that are: <ul style="list-style-type: none"> pyrophoric (catch fire within 5 minutes of contact with air) self-heating (when in large amounts, catch fire after prolonged contact with air)
		4.3	Substances that: <ul style="list-style-type: none"> on contact with water give off flammable gases at a dangerous rate or catch fire while being tested
5	Oxidizing Substances	5.1	Substances that make other substances burn more easily by yielding oxygen
		5.2	Substances that: <ul style="list-style-type: none"> are thermally unstable organic compounds containing oxygen in a bivalent "-O-O-" structure are liable to decompose at an increasing rate while giving off heat are liable to decompose explosively burn rapidly are sensitive to impact or friction react dangerously with other substances cause damage to the eyes are listed in the UN Recommendations
6	Toxic Substances	6.1	Substances that are liable to cause death or serious injury or harm to human health if swallowed, inhaled or come into contact with human skin
		6.2	Substances that are infectious
6	Infectious Substances		
8	Corrosives	8	Substances that: <ul style="list-style-type: none"> are known to destroy all layers of the outer human skin cause full thickness skin destruction (as determined in accordance with OECD Guidelines 430 or 435) exhibit corrosion rate when tested in accordance with subparagraph 2.8.2.5(c) (ii) of the UN Recommendations.
9	Miscellaneous Products, Substances or Organisms	9	Substances that: <ul style="list-style-type: none"> are listed as class 9 in the TDGR (Schedule 1) are marine pollutants as per Part 2 of the TDGR are transported at 100°C or greater (liquid state) or at 240°C or greater (solid state)

Table 1: Summary of TDG Classes for Wastes. *Source: Transportation of Dangerous Goods Regulations*

To check if a waste is classified, compare the value of each waste property against each possible corresponding classification criterion. If any criterion for a class is exceeded, then the waste is in that class.

A waste is classified if it is in one or more classes defined by the TDGR. Most classes are subdivided according to further characteristics. Some products, substances or organisms may fall under more than one class, in which case the regulation specifies primary and subsidiary classes.

The possible TDG classes and divisions of classes that need to be considered when classifying wastes are summarized in **Table 1, Summary of TDG Classes for Wastes**. The TDG Act and Regulations are available online from the Transport of Dangerous Goods Program page of Transport Canada's web site ([Transportation of dangerous goods in Canada](#)).

The TDGR divides dangerous goods into nine classes, according to the type of danger they present. However, Class 1: Explosives and Class 7: Radioactive Materials are not covered under the Provincial Hazardous Waste Regulation. Class 1, Explosives are regulated by the Explosives Act, and Class 7, Radioactive Materials are regulated by the Nuclear Safety and Control Act. Such materials are not considered waste and therefore, cannot be hazardous waste. These materials are covered by Manitoba legislation only in regard to accident reporting, as per the Environmental Accident Reporting Regulation, M.R. 439/87.

Category 2:

Is the waste listed in Schedule A of the regulation?

Schedule A lists two types of wastes: used oil and used oil filters.

Schedule A allows for the reduction of the amount of analytical test work required in waste identification. There is no need for a generator to analyze a waste if a written description of the waste appears in Schedule A. These wastes are prescribed to be hazardous and the generator will normally classify them as hazardous.

Category 3:

Is the waste listed in column 1 of Schedule B of the regulation?

If the waste listed in column 1, if it has a concentration equal to or greater than the applicable concentration set out in column 3 of Schedule B.

Category 4:

Does the waste produce a contaminant listed in column 1 of Schedule C of the regulation? *It produces a leachate containing a constituent listed in column 1 in a concentration equal to or greater than the applicable concentration set out in column 3.*

Leachable Toxic Waste

The regulation defines *leachable toxic waste* as: waste when subject to the extraction procedure described in the United States Environmental Protection Agency (US EPA) *Method 1311*, produces an extract with a contaminant concentration equal to or greater than the applicable concentration listed in column 3 of Schedule C. Method 1311 is the Toxicity Characteristic Leaching Procedure or TCLP.

The TCLP applies to liquids, solids, and liquid-solid mixtures. If the solids separated from a liquid-solid mixture are less than 0.5 per cent by weight, then the liquid alone is analysed for contaminants.

Hazardous waste means:

waste that is intended for recycling, treatment, disposal or storage **and** meets any of the following:

- meets the criteria for at least one of the Classes 2, 3, 4, 5, 6, 8 or 9 of the TDGR
- is listed in Schedule A
- is listed in column 1 of Schedule B in a concentration equal to or greater than the applicable concentration set out in column 3
- produces a contaminant listed in column 1 of Schedule C in a concentration equal to or greater than the applicable concentration set out in column 3 (leachable toxic waste)

Hazardous waste does not include:

waste, if

- it is a dangerous good, that is generated from a single household (domestic quantities).
- it is included in Schedule D of the regulation.
- it is a low concentration shredder residue, designated as special waste under the Special Waste (Shredder Residue) Regulation.
- it is a waste wood product, treated with a wood preservative or wood protection product registered under the Pest Control Products Act (Canada).
- it is petroleum hydrocarbon contaminated soil, meeting the specifications of sub sections 2(2)(d)(i) or 2(2)(e)(i) of the regulation, that is to be treated in a licensed soil treatment facility or another facility approved by the director.

Figure 3: An overview: Definitions of hazardous waste and exemptions

STEP 2: HAZARDOUS WASTE GENERATOR REGISTRATION

[M.R. 195/15, Section 4]

Generators must register to obtain a Hazardous Waste Generator Registration Number (also referred to as a Provincial Registration I.D. or MBG Number) assigned by the department. The identification number enables the department to track the waste from origin to final disposal (cradle to grave). These numbers are site-specific and stakeholder specific. If you have a business that generates waste at multiple addresses, each address needs a separate registration number.

Hazardous Waste Generator Registration Number (MBG#) is a unique number used to identify both a physical location where hazardous waste is generated and the operator of the site.

[M.R. 195/15, Section 4(1)]

A person must register the hazardous waste and receive a registration number when any of the following apply:

- (a) the quantity generated in a month is equal to or greater than the quantity specified in Schedule F of the regulation
- (b) the following types of hazardous waste are permitted to leave the premises:
 - i) solid hazardous waste in quantities five kilograms or greater
 - ii) liquid hazardous waste in quantities five litres or greater
 - iii) liquid or solid hazardous waste that contains greater than 500 grams of PCB mixture
- (d) permitting hazardous waste in quantities equal to or greater than the amount in column 2 of Schedule G of the regulation to leave the premises
- (e) storing or providing storage facilities for hazardous waste generated by another person

The prescribed quantity of a hazardous waste that must be registered is usually called the registerable quantity. This quantity varies according to the hazard of the waste. Registration quantities are listed in Schedule F (amount of hazardous waste requiring registration) of the regulation.

Wastes in more than one class

If a hazardous waste is listed in more than one class in Schedule F, the registration quantity is the smallest of the registration quantities for any of the classes the waste is in.

Exemption to hazardous waste generator registration

[M.R. 195/15, Section 4(2)]

A registration number is not required to transport hazardous waste from the scene of an environmental accident, if the person transports the hazardous waste in accordance with the instructions of an environment officer or inspector.

Completing the Hazardous Waste Registration Form

[M.R. 195/15, Sections 4(3) & 4(4)]

Use a hazardous waste registration form to register a hazardous waste and obtain a generator registration number. These registrations can be completed online. An online e-form with built-in guidance text can be found on the [Hazardous Waste Program website](#).

If a company has more than one site, each site must be registered by completing a separate registration form. All registration forms must be certified by an authorized employee of the generating company to serve as a contact person. The contact person must have knowledge of the generation process, composition, quantity and method of managing the hazardous waste. The completed forms are reviewed by department staff and if any information needs to be clarified, the generator may be contacted.

After registration

After the information is reviewed and accepted, a unique five-digit Provincial Registration I.D. Number is issued to the generator. The registration number must be used on all movement documents and other correspondence related to transporting or managing hazardous waste. The department may also inspect the waste generation site and verify the waste information provided on the registration form.

One time generation

Sometimes a company is faced with one-time generation of hazardous waste (i.e., when an operation is decommissioned). Even in those instances, registration is required.

Amendment to registration

[M.R. 195/15, Section 4(5) & 4(6)]

Registration information must be kept current. An amended generator registration is required under the following situations:

- (a) If there is a change in a registrant's address or telephone number, or in the type of hazardous waste generated, an amended registration form must be filed within 15 days after the change.
- (b) If the quantity of hazardous waste generated by a registrant in a one-year period is 30 per cent more or less than the quantity specified in the initial registration, an amended registration form with a revised estimate of the quantity of hazardous waste to be generated, must be filed no later than 30 days after the end of the year in question.

The same form that is used for the initial registration (Hazardous Waste Registration Form) is used to amend the registration. Follow the same instructions for completing and submitting the form, as for the initial registration.

If the generator moves to another location

Manitoba hazardous waste generator registration numbers are site specific. Therefore, if you move your operation and generate hazardous waste, you must submit a new registration form for your new location. At the same time, notify the department that you are no longer at your prior location and ask that the generator registration number for your prior location be inactivated.

If your operation is sold or closed

Notify the department that your operation is sold or closed and you are no longer at that location, and ask that the generator registration number for that location be inactivated.

If ownership of the company changes or the company name changes

You must submit an amended registration form with new company information.

STEP 3: HAZARDOUS WASTE STORAGE

[M.R. 195/15, Section 5]

Generators of hazardous waste are responsible for various storage requirements. Generators are required to properly manage wastes at their sites, and to ensure that the wastes are stored in an environmentally safe manner. Wastes must be stored, handled and maintained to prevent leaks or spills, or damage to or deterioration of the container in which the wastes are stored.

Exemptions to Storage Requirements

[M.R. 195/15, Section 5(2)]

These storage requirements do not apply to:

- (a) hazardous waste disposal facilities licensed under the act
- (b) the storage of PCB waste under the PCB Storage Site Regulation
- (c) the storage of petroleum or allied petroleum products under the Storage and Handling of Petroleum Products and Allied Products Regulation

1 Storage area requirements

[M.R. 195/15, Section 6]

- 1.1 An area used to store hazardous waste must:
- (a) prevent access to unauthorized persons
 - (b) identify the area as a hazardous waste storage area through a conspicuous sign
- 1.2 Containers, piping and other ancillary equipment used to store or transfer hazardous waste in a liquid or gas form must be situated within a secondary containment system.

Secondary containment should be provided for loading and unloading areas, with sufficient capacity to accommodate overfills and spills that are likely to occur during the transfer. This includes leaks or spills from connections, couplings, vents, pumps and valves, and hose failure.

- 1.3 The storage area must be designed and maintained to ensure surface run-off cannot enter the secondary containment system.
- 1.4 Hazardous waste stored outdoors must be contained in a structure that is covered with appropriate roofing or an enclosure to prevent contact with storm water (e.g., snow and rain).

The enclosure should be designed to protect against severe weather conditions and any hazards associated with the waste. The following are additional examples of items that should be considered when evaluating the enclosure requirements:

- hazardous characteristics of the waste
 - temperature requirements
 - ventilation requirements
 - compatibility (storage of different materials)
 - any other material hazards
- 1.5 If a proper cover is not provided, only those containers with secondary containment, such as a plastic inner liner or some form of over pack container, may be stored outdoors.
- 1.6 The director may approve alternative designs, if they meet the intent for containment provided by the features outlined above.

Exemptions to Storage Area Requirements

[M.R. 195/15, Section 6 (5)]

The storage area requirements discussed here do not apply to

- (a) a double wall tank that meets the requirements of Underwriters' Laboratories of Canada Standard ULC-S601-2007, Standards for Shop Fabricated Steel Aboveground Tanks for Flammable and Combustible Liquids
- (b) any other container approved by the director

2 Container requirements

[M.R. 195/15, Section 7 (1)]

The construction materials of containers used to store hazardous waste must be of sufficient structural strength and type to withstand normal operating conditions. Storage containers must be:

- (a) compatible with the hazardous waste they hold
- (b) corrosion and weather resistant
- (c) designed and constructed to withstand damage during handling and transportation
- (d) sealable to prevent the release of its contents and prevent any other substance from entering
- (e) capable of being used at an atmospheric pressure of plus or minus 10 kPa, if the container has a capacity of 230 litres or more

3 Labelling of containers

[M.R. 195/15, Section 7 (2)]

A weather-resistant label must be prominently affixed to hazardous waste containers to identify what is being stored.

- (a) Labels should be visible, legible, of an appropriate size and colour, and displayed against a background of contrasting colour. The description on the label should clearly identify the contents to employees and emergency responders.
- (b) Labels should be made of durable and weather-resistant material to withstand harsh conditions, without substantial deterioration or detachment of colour, symbols, letters or numbers.

Labels and hazardous safety marks provide critical information to people involved in the handling and transportation of hazardous wastes. Labels also provide for the quick identification of contents and hazards by emergency responders in the event of an emergency situation, such as an accidental release of wastes from a container.

4 Storage requirements – General

[M.R. 195/15, Section 8]

- 4.1 Hazardous waste must be stored according to the spacing requirements specified in
 - (a) Part 4 of the National Fire Code, if the hazardous waste is a flammable or combustible liquid or
 - (b) Part 3 of the National Fire Code, in all other cases
- 4.2 Piping systems used to transfer liquid hazardous waste must be equipped with a shut off valve. When a storage site is unattended, all shut off valves on piping must be closed and locked.
- 4.3 Materials on pumps, pipes, containers and other equipment that comes into contact with hazardous waste must be compatible with the hazardous waste.
- 4.4 Hazardous waste must be stored in a manner that ensures the waste does not come into contact with any incompatible material or substances, even if the waste is released from the container in which it is stored. Incompatible wastes can be separated by providing a curbing or maintaining a separation distance.
- 4.5 Hazardous waste containers must not be stacked on top of each other, unless the containers are specifically designed to be stacked.

5 Storage deadline: Time Limit and Extensions [M.R. 195/15, Section 9]

- 5.1 A generator who generates hazardous waste in a quantity equal to or greater than the monthly amounts specified in Schedule F of the regulation, must not store that waste for more than 24 months after it is generated. An authorization from the director is required to store waste for more than 24 months.
- 5.2 The 24-month period begins when the waste is first placed into the container. This provision is designed to ensure that the waste is emptied or removed and disposed of on a regular basis, more frequently than every 24 months, but not stored indefinitely.
- 5.3 If circumstances beyond your control prevent you from shipping the hazardous waste off-site within the time limits, you may request an extension from the director. You must submit a written request before the limit is exceeded, providing the following information:
 - (a) the type of waste
 - (b) the amount of waste
 - (c) the manner in which the waste is stored
 - (d) the reason the waste is being stored
 - (e) the anticipated date and manner of disposal of the waste

6 Inspections [M.R. 195/15, Section 10]

- 6.1 The hazardous waste storage area, including containers, drums, tanks, valves, piping and secondary containments, must be inspected every 30 days for leaks, structural integrity and any other signs of deterioration (e.g., corrosion, cracks, dents, and wearing of protective coatings).
- 6.2 The inspection must include an observation of the:
 - (a) condition of the containers and piping and ancillary equipment
 - (b) condition of the secondary containment system and of any other mechanism that prevents the release of hazardous waste
 - (c) indications of a release of hazardous waste or any deterioration of containers, piping, ancillary equipment or a secondary containment system that increases the likelihood of a release
- 6.3 The generator must record the date of the inspection, the name of the person who conducted the inspection, and the observations made by that person during the inspection. These records must be kept for at least two years after the inspection took place, and must be made available to an environment officer on request.

STEP 4: HAZARDOUS WASTE SHIPMENT

After generators produce a hazardous waste, carriers¹ (transporters) move the waste to a facility that can store, recycle, treat or dispose of the waste.

Before allowing hazardous waste to leave the generator's control, the consignor² (generator) must determine if the carrier¹ holds a valid licence to transport that particular type of hazardous waste.

¹ "Carrier" means a person who is engaged in the transport of hazardous waste as defined in the Hazardous Waste Regulation, M.R. 195/2015. Carrier responsibilities are described in Section 3 of this guide.

² "Consignor" means a person who offers a consignment of hazardous waste for transport as defined in the Hazardous Waste Regulation, M.R. 195/2015. To register as a consignor (generator), you must complete a Hazardous Waste Generator Registration Form and submit it to the department. The form and instructions to complete the form are available from the department or may be downloaded from the Hazardous Waste program page of the department's website. Generator responsibilities are described in Section 2 of this guide.

Before allowing a carrier to take possession of hazardous waste for transport, the consignor must determine if the facility receiving the hazardous waste is operating under the authority of a licence or director's order pursuant to the act in Manitoba, or under an approval of similar type in another jurisdiction to receive that particular type of hazardous waste.

A consignor is also responsible for all the preparation work before the carrier takes possession of the hazardous waste. This includes:

- identifying the hazardous waste
- completing the documentation
- selecting the appropriate means of containment
- displaying the safety marks on the means of containment

Hazardous waste consignors must know what their waste is and be able to properly identify it for disposal to an approved facility. It is the consignor's responsibility to ensure that the waste is properly characterized, not the carrier's, nor the receiver's.

3 TRANSPORTING HAZARDOUS WASTE

3.1 Licence to Transport Hazardous Waste

Only licensed carriers may transport hazardous waste in Manitoba. Anyone who transports hazardous waste other than domestic quantities (i.e., from a single household) from one property to another over public roads, must have a valid licence and licence number (referred to as Provincial I.D. Number) issued by the department.

A carrier shall not:

[DGHTA, C.C.S.M.c.D12, Sub section 8(2)]

- (a) accept hazardous wastes generated in Manitoba for transport
- (b) transport hazardous wastes into Manitoba for storage, treatment or disposal

without a valid licence issued by the director, or by any other agency authorized to issue a licence in the province where the carrier is based.

Application

[M.R. 195/15, Section 11 & 12(1)]

A person seeking a licence to transport hazardous waste in Manitoba must submit an application to the director. The application form and instructions to apply for a [Licence to Transport Hazardous Waste](#) can be downloaded from the Hazardous Waste Program website.

All licence applications must be certified by an authorized contact person of the company. After the application and additional information are reviewed and accepted, a licence is issued by authorizing the licensee to transport specified types of hazardous waste in Manitoba.

Licence

[M.R. 195/15, Section 12(1)]

Once issued, a copy of the licence must be kept inside each vehicle used by the licensee to transport hazardous wastes. A unique five-digit licence number is the carrier's Provincial Registration I.D Number. The registration number must be used on all movement documents and other correspondence related to transporting hazardous waste.

A licence is void if hazardous wastes are carried in circumstances that are significantly different from the information provided in the application. In addition, the director may suspend, withdraw or cancel a licence if any provision of the licence, the act or the regulation is found to have been violated.

Interprovincial carriers and international carriers are also required to hold a valid licence to transport hazardous waste, even if they are only crossing Manitoba to another province or the United States.

Exemptions to Transporter Licence

[M.R. 195/15, Section 13]

A transportation licence is not required under the following circumstances:

- (a) if hazardous waste is transported within the property owned or occupied by a generator, carrier or licensed hazardous waste disposal facility
- (b) if the following types of hazardous wastes are transported:
 - i) five kilograms or less of solid hazardous waste
 - ii) five litres or less of liquid hazardous waste
 - iii) liquid or solid hazardous waste that contains less than 500 grams of PCB mixture
- (c) hazardous waste listed in Schedule G of the regulation in a quantity that does not exceed the applicable quantity is transported
- (d) hazardous waste transported from the scene of an environmental accident, if the person transports the hazardous waste in accordance with the instructions of an environment officer or inspector

Insurance

[M.R. 195/15, Section 14]

The licensed carrier is required to maintain a policy of insurance that insures the licensee and employees against liability arising out of accidental injury or death and property damage caused by the licensee or employees. The policy of insurance should provide a minimum coverage limit of \$2 million for any occurrence or any other higher amount specified by the director.

If the insurance coverage expires or terminates and is not immediately renewed or replaced, the carrier licence issued automatically expires.

[M.R. 195/15, Sub section 14(2)]

Dangerous Goods Safety Marks

Shipments of hazardous wastes that are dangerous goods must have safety marks displayed in accordance with TDGR. Part 4 of the TDGR specifies the designs, colours and sizes of labels and placards. A dangerous goods safety mark can be a label, placard, orange panel, sign, mark, letter, word, number, abbreviation, or any combination of these things used to identify dangerous goods and to show the nature of the danger they pose.

Dangerous goods safety marks give a quick identification of dangerous goods in the event of an emergency situation, such as a release of dangerous goods from a means of containment. Generally, labels are displayed on small means of containment (example: a package or a drum) and placards are displayed on large means of containment (e.g., a semi-trailer).

The generator is responsible for making sure that hazardous waste containers are properly marked. The carrier is responsible for making sure that the marks are maintained in good condition during transport. Safety marks must stay on containers until they have been emptied and cleaned.

Labels and placards are available from companies specializing in supplies for shipping dangerous goods. Dangerous goods safety marks are illustrated in **Figure 4**.















CLASS 2, GASES		
<p>Class 2.1, Flammable Gases</p>  <p>Label and Placard</p>	<p>Class 2.2, Non-flammable and Non-toxic Gases</p>  <p>Label and Placard</p>	<p>Class 2.3, Toxic Gases</p>  <p>Label and Placard</p>
CLASS 3, FLAMMABLE LIQUIDS		
<p>Class 3, Flammable Liquids</p>  <p>Label and Placard</p>		
CLASS 4, FLAMMABLE SOLIDS, SUBSTANCES LIABLE TO SPONTANEOUS COMBUSTION AND SUBSTANCES THAT ON CONTACT WITH WATER EMIT FLAMMABLE GASES (WATER REACTIVE SUBSTANCES)		
<p>Class 4.1, Flammable Solids</p>  <p>Label and Placard</p>	<p>Class 4.2, Substances Liable to Spontaneous Combustion</p>  <p>Label and Placard</p>	<p>Class 4.3, Water Reactive Substances</p>  <p>Label and Placard</p>
CLASS 5, OXIDIZING SUBSTANCES AND ORGANIC PEROXIDES		
<p>Class 5.1, Oxidizing Substances</p>  <p>Label and Placard</p>	<p>Class 5.2, Organic Peroxides</p>  <p>Label and Placard</p>	
CLASS 6, TOXIC AND INFECTIOUS SUBSTANCES		
<p>Class 6.1, Toxic Substances</p>  <p>Label and Placard</p>	<p>Class 6.2, Infectious Substances</p>  <p>Label</p>	<p>Class 6.2, Infectious Substances</p>  <p>Placard</p>
CLASS 8, CORROSIVES		
<p>Class 8, Corrosives</p>  <p>Label and Placard</p>		
CLASS 9, MISCELLANEOUS PRODUCTS, SUBSTANCES OR ORGANISMS		
<p>Class 9, Miscellaneous Products, Substances or Organisms</p>  <p>Label and Placard</p>		

Figure 4: Illustration of dangerous goods safety marks Source: *Transportation of Dangerous Goods Regulations SOR/2001-286*. Please see [Part 4, Dangerous Goods Safety Marks](#) for further details.

Misleading safety marks

A prescribed safety mark shall not be displayed on a container or means of transport or at a facility, if the mark is misleading as to the presence of any danger (displaying a safety mark when no dangerous goods are present), or the nature of any danger (displaying the safety mark that does not represent the class of dangerous good), or compliance with any prescribed safety standard.

Training of Drivers – Transportation of Dangerous Goods (TDG) Training Certificate

All drivers, while transporting hazardous waste that are dangerous goods, must carry with them a training certificate, stating that they have been properly trained in the handling and transporting of dangerous goods as required by TDGR.

The training certificate must include the following information:

- (a) the name and address of the place of business of the employer
- (b) the employee's name
- (c) the date the training certificate expires, preceded by the words "Expires on"
- (d) the aspects of handling, offering for transport or transporting dangerous goods for which the employee is trained
- (e) the signatures of the employer and the employee

If you are a self-employed licensed carrier, you have the responsibility to become acquainted with the correct procedure, and supply your own certificate of training.

The training certificate must be signed by the employee and by the employer. In the case of a self-employed person, that person must sign the training certificate. TDG training certificates are valid for three years and after they expire, re-certification training must be completed.

3.2 Duty of Licensed Carriers

3.2.1 Delivery of hazardous waste

[M.R. 195/15, Section 17(1)]

The licensed carrier shall deliver hazardous waste:

- (a) to a licensed hazardous waste disposal facility (consignee/receiver) that is authorized to accept that type of hazardous waste
- (b) to a consignee (receiver) who operates a used oil burner without a hazardous waste disposal facility licence [as exempted by section 8(4.1) of the Act], if the hazardous waste delivered is used oil
- (c) to a consignee who operates a used oil collection facility without a hazardous waste disposal facility licence [as exempted by section 8(4.1) of the act], if the hazardous waste delivered is used oil, used oil filters and used oil containers
- (d) to the consignor (generator) if the receiver (consignee) refuses to accept the hazardous waste
- (e) to another carrier having a valid licence to transport hazardous waste
- (f) to another person designated by an environment officer
- (g) another manner specified by the director

3.2.2 Transfer of hazardous waste to a second carrier

[M.R. 195/15, Section 17(2)]

If hazardous waste is to be transferred to a second carrier, the transfer must take place at a licensed hazardous waste disposal facility.

3.2.3 Safe handling

The licensed carrier, when transporting hazardous waste, shall always ensure that:

- (a) all applicable safety requirements are fulfilled
- (b) the shipment is accompanied by all applicable prescribed documents
- (c) the container and means of transport comply with all applicable safety standards and display all applicable safety marks

4 MOVEMENT DOCUMENTS

[MR 195/15, Section 18]

The Hazardous Waste Movement document is the document prescribed by the department for the purpose of tracking the movements of hazardous wastes within Manitoba. The movement document is also designed to meet the requirements of the various federal and other provincial and territorial acts and regulations. This key part of the system provides protection from mismanagement of hazardous waste.

A movement document, when completed, provides:

- detailed information on the types and amounts of hazardous wastes transported
- a record of who shipped the waste (consignor)
- a record of who transported it (carrier)
- a record of who was intended to receive the shipment, and who actually received it (consignee)
- information on how the waste is to be handled at the receiving site

It is divided into three parts, referring respectively to Consignor, Carrier and Consignee.

Consignors (Generators): those who own or are responsible for a hazardous waste and wish to ship it elsewhere for storage, treatment, recycle or disposal

Carriers (Transporters): those who transport the hazardous waste from a consignor's site to a consignee's site

Consignees (Receivers): those who receive and manage the hazardous waste

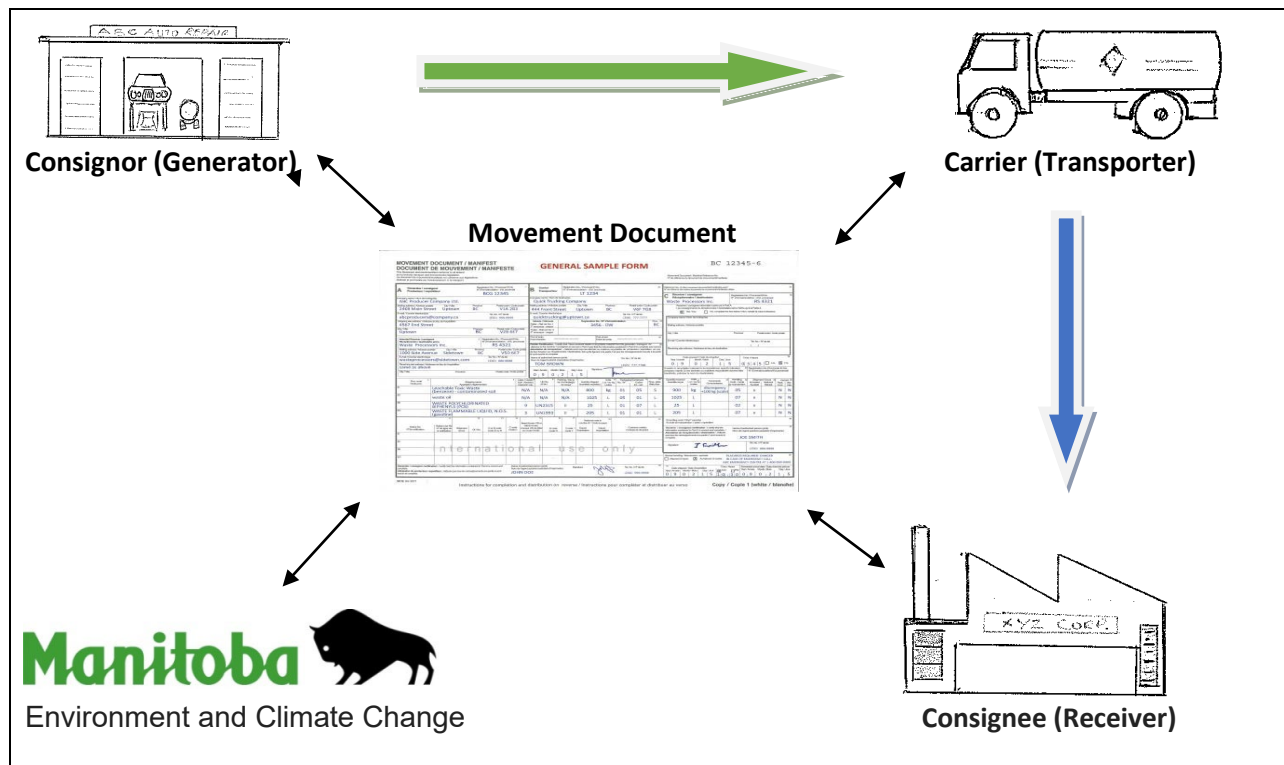


Figure 5: Movement document tracking system

The movement document is filled by each of the three parties involved in transporting the waste. It is a six-page, color-coded, carbon-copy form, with copies distributed to the appropriate authorities and to all others involved in the transport and disposal of waste.

Blank movement documents are available only from the following address in Manitoba:

Canada Map Sales
14 Fultz Blvd, Winnipeg MB R3Y 0L6
Tel: 204-945-6666 | Toll free: 1-877-627-7226 | Fax: 204-945-1365
Email: mapsales@gov.mb.ca
<http://www.canadamapsales.com/en/index.html>

A movement document issued by Environment and Climate Change Canada (ECCC) or by another Canadian jurisdiction may be used in place of one issued by Manitoba for hazardous waste shipments.

A movement document is not to be used as a continuous shipping document for more than one trip between consignors and consignees. Also, the quantity and description of waste recorded on the movement document must match the waste on the shipment.

A carrier must not transport hazardous waste unless the waste is accompanied by a movement document completed in accordance with the regulation.

If more than four types of hazardous wastes from one consignor are to be transported in a single shipment, the carrier must:

- (a) use additional movement documents to record the hazardous waste
- (b) record the reference number of the other movement documents on each movement document

<p>Exemptions to Movement Document Requirements [MR 195/15, Section 18(5)]</p> <p>A movement document is not required under the following circumstances:</p> <ul style="list-style-type: none">(a) if hazardous waste is transported within the property owned or occupied by a generator, carrier or licensed hazardous waste disposal facility(b) if the following types of hazardous wastes are transported:<ul style="list-style-type: none">i) five kilograms or less of solid hazardous wasteii) five litres or less of liquid hazardous wasteiii) liquid or solid hazardous waste that contains less than 500 g of PCB mixture(c) if hazardous waste listed in Schedule G of the regulation in a quantity that does not exceed the applicable quantity is being transported(d) if the hazardous waste is transported from the scene of an environmental accident, and if the person transporting the hazardous waste does so in accordance with the instructions of an environmental officer or inspector
--

The consignor, carrier and receiver must ensure that their respective sections of the movement document are completed: Part A by the consignor, Part B by the carrier and Part C by the receiver.

Information on a movement document must be entered neatly and copied through to all copies. The quantity of hazardous waste to be transported must be entered as precisely as possible. The word waste or dechet must be entered immediately before the shipping name of each hazardous waste, if the shipping name does not include one of those words. [MR 195/15, Section 19]

The next sections deal in detail with the duties of each party.

4.1 Completing and distributing the Movement Document – Single Consignor

[MR 195/15, Section 20]

- 4.1.1** Before the carrier transports the hazardous waste from a single consignor, the consignor must:
- (a) Fill out Part A of the movement document correctly, so that it accurately reflects the quantity and type of hazardous waste being transported, and sign that part of the document.
 - (b) Give the movement document to the carrier and ensure that carrier completes and signs Part B.
 - (c) Detach copies 1 and 2 and retain on file for at least two years.
 - (d) Give the remaining four copies (copies 3, 4, 5 and 6) to the carrier.

Many carriers use prefilled movement documents. Before the waste is loaded, the generator must carefully check the information in each item on the movement document. In some cases, an agent or a carrier may sign the movement document on behalf of the generator. The person who signs the document is liable for false or incorrect information, as well as improper container packaging or labelling.

- 4.1.2** Before accepting the hazardous waste for transport, the carrier must:
- (a) Ensure that Part A of the movement document is completed and signed by the consignor.
 - (b) Complete and sign Part B.
 - (c) Retain copies 3, 4, 5 and 6 while in possession of hazardous waste.
- 4.1.3** When the carrier delivers hazardous waste to the consignee, the carrier must give copies 3, 4, 5 and 6 of the movement document to the consignee.
- 4.1.4** When the consignee accepts hazardous waste from the carrier, the consignee must:
- (a) Check that the shipment is the same as declared by the consignor.
 - (b) Complete and sign Part C.
 - (c) Give copy 4 to the carrier.
 - (d) Send copy 6 to the consignor within five days of receiving the hazardous waste.
 - (e) Retain copies 3 and 5 on file for at least two years.

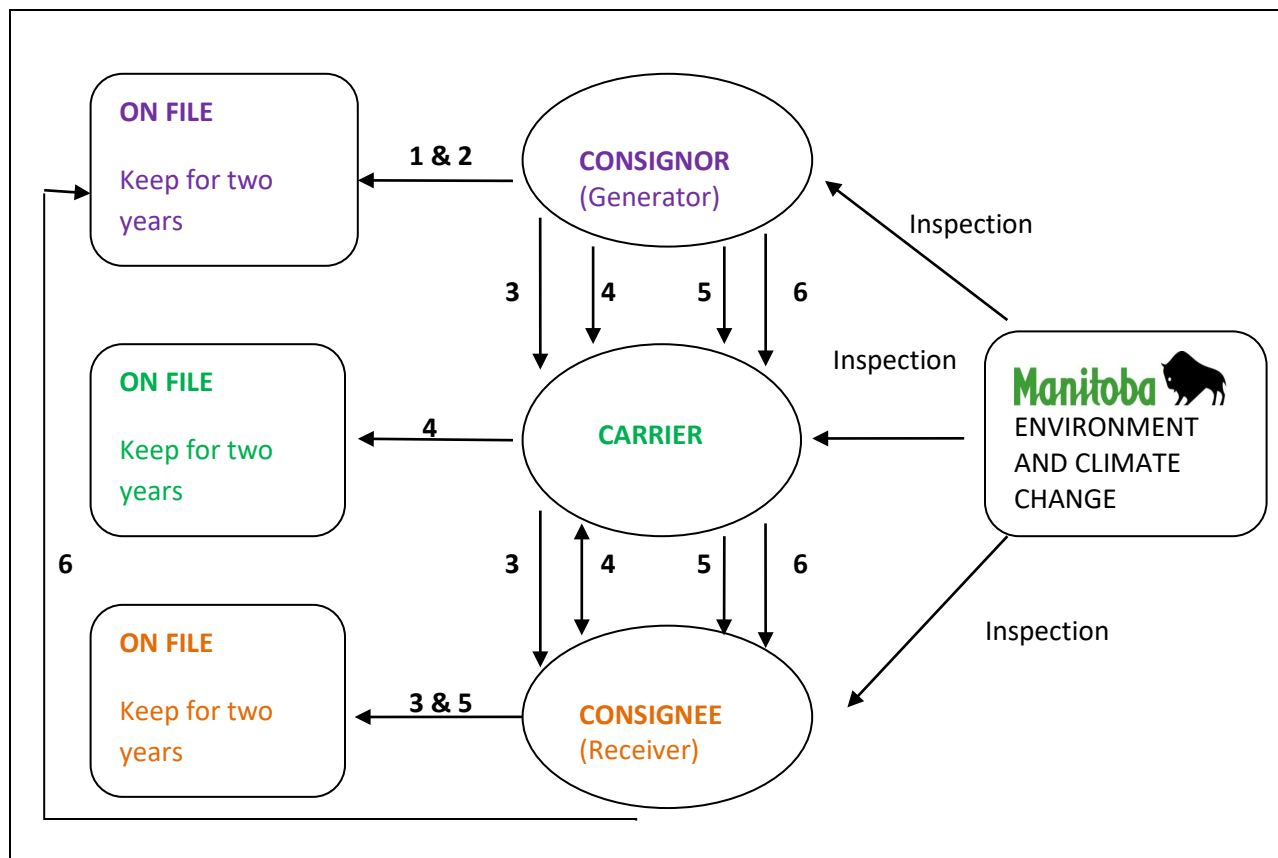


Figure 6: Distribution of individual copies of the hazardous waste movement document

4.2 Completing and distributing the Movement Document – Multiple Consignors (Multiple Pickups) [M.R. 195/15, Section 21]

This section applies when a single carrier is transporting hazardous waste from multiple consignors and using the same movement document to record hazardous waste received from all consignors.

A carrier must use an approved [Waste Multiple Pickup Record Form](#) to record information. An approved form can be downloaded from the Hazardous Waste Program website.

- 4.2.1 Before collecting the first load, carrier must complete and sign Part B of the movement document, and appropriate parts of the waste multiple pickup record form.
- 4.2.2 The carrier must ensure that each consignor completes and signs the multiple pickup record form at the time the consignor's hazardous waste is collected.
- 4.2.3 Every consignor who consigns hazardous waste as part of a multiple pickup load must record the number of the movement document used by the carrier and keep the record on file for at least two years. In practice, a consignor needs to keep a separate record until the consignor receives a copy of the movement document from the consignee.
- 4.2.4 Before delivering the collected load to the consignee, the carrier must:

- (a) Complete and sign Part A of the movement document (with the carrier as the consignor). This information should accurately reflect the total quantity and type of hazardous waste contained in the load.
- (b) Attach copies 1 and 2 of the multiple pickup record form to copies 1 and 2 of the movement document, and retain for at least two years.

4.2.5 When the carrier delivers a multiple pickup load to the consignee, the consignee must:

- (a) Obtain the remaining copy of the multiple pickup record form (copy 3) and the movement document (copies 3 to 6).
- (b) Check that the shipment is the same as declared on the movement document and multiple pickup record form.
- (c) Complete and sign Part C of the movement document.
- (d) Return copy 4 of the movement document to the carrier.
- (e) Send photocopies of both the movement document and the multiple pickup record form to each consignor listed on the form.
- (f) Keep copies 3 and 5 of the movement document, and copy 3 of the waste multiple pickup record form, for at least two years.

4.2.6 A consignor who receives photocopies of both the movement document and waste multiple pickup record form from the consignee must keep those documents for at least two years.

4.2.7 The carrier who receives copy 4 of the movement document from the consignee must keep it for at least two years.

This procedure provides an option for a single carrier to use one movement document when picking up the same type of hazardous waste in a bulk load from multiple generators (consignors). This is mainly to benefit carriers involved in collection and transport of hazardous wastes, such as used oil, solvents and lead acid batteries, where a large number of pickups are made before a bulk load is complete.

4.3 Multiple Carriers

[M.R. 195/15, Section 22]

If the hazardous waste is to be transferred to another carrier, the first carrier must ensure that the second carrier is a licensed carrier, and document the second carrier's name and carrier licence number (or Provincial Registration I.D. Number) on the movement document. All copies of movement documents for that load must be transferred to the second carrier, who will retain all of the remaining copies of the movement documents until the load reaches the consignee destination. The transfer of hazardous waste must take place at a licensed hazardous waste disposal facility.

4.4 Discrepancies and/or Refusal to Accept

[M.R. 195/15, Section 23 & 24]

4.4.1 The consignee must notify the department immediately by telephone if:

- (a) The quantities of waste in the shipment do not match the quantities described on the movement document (in general, if the amount differs more than five per cent).
- (b) The type of wastes in the shipment do not match the description on the movement document.
- (c) As consignee, you refuse to accept a consignment of hazardous waste for any reason.

4.4.2 If the consignee marked on the movement document refuses to accept the waste:

- (a) The carrier must return the waste to the consignor, along with all of the movement documents.
- (b) The consignor must complete Part C of the movement document.
- (c) The consignor gives the carrier copy 4 for their records (the carrier keeps this copy for at least two years).
- (d) The consignor keeps the rest of the copies for at least two years (together with copies 1 and 2 that are kept at the time of shipment).

4.5 Missing Confirmation from the Consignee

[M.R. 195/15, Section 25]

If the consignor does not receive copy 6 of the movement document from the consignee within 10 business days after shipment (i.e., after the hazardous waste was provided to the carrier), the consignor must:

- (a) Take reasonable efforts to determine the location of the hazardous waste.
- (b) Give the director a copy of the movement document for the shipment, or the number of the movement document if the shipment is a multiple pickup.
- (c) Within 15 business days after the waste was provided to the carrier, provide a written account of the efforts taken to locate the hazardous waste and provide the results of those efforts to the director.

4.6 Location of Movement Document in Transport

While the hazardous waste shipment is in transit, the movement document must be kept as described, according to the following situations:

- (a) If a trailer is attached to the truck: the movement document must be in a pocket on the driver's door or within the driver's reach while the driver is in the cab. If the driver is not in the cab, the movement document must be in a location clearly visible from the driver's door.
- (b) If a trailer is parked, with no tractor attached: the movement document must be with the person in charge of the area, if the trailer is in a supervised area, or in a visible and accessible waterproof receptacle attached to or near the trailer, if the trailer is in an unsupervised area.

4.7 Reporting of Environmental Accidents

[M.R. 439/87, Section 3]

Spills of hazardous waste (or other contaminants) must be immediately reported to the department's 24-HOUR ENVIRONMENTAL EMERGENCY RESPONSE number at 1-204-944-4888 (or toll free at 1-855-944-4888), and to the local police or fire department.

When reporting an environmental accident, provide as much information as possible, including:

- your name and phone number
- the exact location of the accident
- the type of accident (spill, leak, fire, overturn, derailment, etc.)
- the name of the hazardous waste(s) involved
- an estimate of the amount of the hazardous waste(s) (released or still in containment)
- any other relevant information

4.8 Interprovincial Shipment of Hazardous Waste

The Interprovincial Movement of Hazardous Waste Regulations, under the Canadian Environmental Protection Act, lay down provisions relating to transportation of hazardous waste between provinces and territories. They do this by prescribing the use of a tracking system. In addition, the federal TDG Act is in force across the country. However, the provinces and territories are entitled to legislate additional requirements for the shipment of dangerous goods or hazardous wastes.

It is the responsibility of both the consignor and the carrier to ensure they comply with the legislative requirements of the province, territory, country or destination. You can obtain more detailed information about the tracking requirements of the federal regulation from Environment and Climate Change Canada (ECCC).

4.9 Shipping Into or Out of Canada

The Export and Import of Hazardous Wastes Regulations, under the Canadian Environmental Protection Act, sets out the conditions for the export, import and transit of hazardous waste and hazardous recyclable material shipped across the Canadian border. This helps to ensure that shipments of waste and recyclable material entering into, leaving, or passing through Canada can be controlled and tracked by ECCC, in collaboration with other jurisdictions.

Additional information on the notification process and the Export and Import of Hazardous Wastes Regulations can be obtained from ECCC.

5 DISPOSAL OF HAZARDOUS WASTE

[DGHTA, C.C.S.M. c. D12, Sub sections 8(3), 8(4), 8(4.1) & 8(4.2)]

5.1 On-site Disposal of Own Waste

Disposing of your own waste on the site of generation must be approved by the director. If you wish to dispose of somebody else's waste, you must licence the operation as a hazardous waste disposal facility, unless otherwise approved by the director, or in an emergency situation, by an environment officer.

5.2 Disposal Facilities

A hazardous waste disposal facility is defined by the act as a facility operated for the treatment, disposal or bulk storage of hazardous waste.

Before commencing operation as a hazardous waste disposal facility, you must obtain a licence or temporary operating permit for that facility from the director.

Exceptions

- **Licence Requirements Exception**
A hazardous waste disposal facility licence is not required for used oil collection facilities and facilities that collect used oil for disposal in a used oil burner that meets the standards prescribed by the regulation. The operators of such facilities who are not required to hold a licence must comply with sections 10.1 to 10.14 of the regulation.
- **Exception for Facilities Licensed under Environment Act**
A licence is not required for a hazardous waste disposal facility, if the facility is the subject of a licence issued under The Environment Act.

Hazardous waste receiver registration

A unique five-digit Provincial Registration I.D. number is issued to the hazardous waste receivers. This number is also known as the Receiver Registration Number or the MBR number. This identification number enables the department to track the waste from origin to final disposal. These numbers are site-specific and stakeholder specific. This registration number must be used on all movement documents.

You do not have to submit any forms to obtain this registration number.

How to Obtain a Licence under The Dangerous Goods Handling and Transportation Act

This is done by filling out the [Dangerous Goods Handling and Transportation Act Application form](#) and supplying the information requested in the guidelines. The form, the additional information required, and the details of the environmental assessment and licensing process, are available from the department or can be downloaded from the department's website.

5.3 Out-of-Province Disposal

Manitoba does not have facilities for the proper disposal of some types of hazardous waste. It is your responsibility to comply with all applicable regulations of the jurisdiction that accepts your waste. The main requirements, common to most of the provinces and territories, are:

- registration or licensing
- use of licensed carriers
- movement documents, manifesting, and proper reporting, such as returning the copies of the movement documents to appropriate provincial authorities

The responsibilities of consignors, carriers and receivers when hazardous wastes are shipped or accepted, are summarized in **Figure 7**.

Consignor Responsibilities

Most often, a consignor is the one who generated the waste, although a collection or transfer facility may also ship waste. The general responsibilities of the generators are described in Section 2. Before offering the hazardous waste for transport, the consignor must ensure that:

- (a) The carrier being used is licensed to carry hazardous waste by the department or is authorized by the appropriate authorities in another jurisdiction.
- (b) The consignee is licensed or operating under a director's order (with the exception of used oil collection and used oil burner facilities exempted by the act, if the hazardous waste is used oil) or is authorized by the appropriate authorities in another jurisdiction.
- (c) The waste is accompanied by a correctly filled out movement document.

Carrier Responsibilities

Before picking up hazardous waste, the carrier must ensure that:

- (a) The waste generator is registered.
- (b) The consignee of the waste is licensed or operating under a director's order (with the exception of used oil collection and used oil burner facilities exempted by the act, if the hazardous waste delivered is used oil) or is authorized by the appropriate authorities in another jurisdiction.
- (c) The waste is accompanied by correctly filled out copies of movement documents.

All carriers must comply with requirements of the federal regulation respecting transport of dangerous goods that are hazardous wastes. Of particular concern to carriers are proper safety marks on containers or vehicles that carry hazardous wastes. Additional information on the subject is available from Transport Canada's website.

Consignee Responsibilities

To accept hazardous waste from a carrier, the consignee must be:

- (a) in possession of valid and subsisting licence or director's order to operate a hazardous waste disposal facility or
- (b) exempted from the licence requirement under section 8(4.1) of the act

The consignee may only accept hazardous waste from licensed carriers, and must also make certain that the consignor is registered as a hazardous waste generator.

Figure 7: Responsibilities of each party when hazardous wastes are shipped or accepted

6 LICENCE EXEMPTED FOR USED OIL COLLECTION AND USED OIL BURNER FACILITIES

[DGHTA, C.C.S.M. c. D12, Sub sections 8(4.1) & M.R. 195/15, Sub Section 10.1 to 10.14]

6.1 Used Oil Collection Facility

A hazardous waste disposal facility licence is not required for a used oil collection facility if the total used oil storage capacity at the facility does not exceed 5,000 litres. However, the facility must comply with sections 10.7 to 10.14 of the regulation:

(a) Registration

An operator of a used oil collection facility must register as a hazardous waste generator by submitting a completed registration form to the department to obtain a Hazardous Waste Generator Registration Number (also referred to as a Provincial Registration I.D. or MBG Number) assigned by the department.

A used oil collection facility will also be assigned a Hazardous Waste Receiver Registration Number (also referred to as an MBR number).

(b) Used oil Storage

Used oil must be stored in an aboveground storage tank system, in accordance with the requirements of the Storage and Handling of Petroleum Products and Allied Products Regulation (M.R. 188/2001), and the adopted sections of Environmental Code of Practice for Aboveground and Underground Storage Tank Systems Containing Petroleum and Allied Petroleum Products, published by the Canadian Council of Ministers of the Environment, Reference Number 1326 (as amended from time to time).

(c) Location of Used Oil Storage Tanks

Used oil storage tanks must be located within a secondary containment area or on an impervious surface, which consists of at least 152 mm of compacted clay. A secondary containment system must be designed in such a way to collect and contain a leak, spill or overfill from the containers, piping and connections.

(d) Loading Area

The loading area for a used oil storage tank must be:

- (i) properly graded
- (ii) made of a properly-sized, impermeable material acceptable to the director

(e) Used Oil Transfer Area

Secondary containment, with sufficient capacity to accommodate overfills and spills which are likely to occur during the transfer, including leaks or spills from connections, couplings, pumps and valves, and hose failure, should be provided for transfer areas.

(f) Used Oil Containers

Used oil containers must be stored in containers that are constructed of a material that will contain any used oil that may drain from the containers.

(g) Used Oil Filters

Used oil filters must be stored:

- (i) in drums with a maximum capacity of 205 litres that will contain any used oil that may drain from the filters
- (ii) in drums that are stored in a manner that provides protection from precipitation

(h) Signage

The operator must post and maintain a weatherproof sign at the entrance to the facility that:

- (i) identifies the facility as a used oil collection facility
- (ii) indicates the operating hours of the facility
- (iii) specifies the types of products that may be deposited at the facility
- (iv) contains a notice that no products may be deposited at the facility when no facility personnel are present to accept delivery of the products
- (v) contains an emergency contact telephone number

6.2 Used Oil Burner Facility

A hazardous waste disposal facility licence is not required for a used oil burner, or a combination of used oil burners, with a heating capacity that does not exceed 500,000 Btu/hr. The facility must comply with sections 10.2 to 10.5 of the regulation:

(a) Registration requirement

An operator of a used oil burner facility must register as a hazardous waste generator by submitting a completed registration form to the department to obtain a Hazardous Waste Generator Registration Number (also referred to as a Provincial Registration I.D. or MBG Number) assigned by the department.

This facility will also be assigned a Hazardous Waste Receiver Registration Number (also referred to as MBR number) if used oil is collected or received from offsite.

(b) Used Oil Storage

Used oil for a used oil burner must be stored in an aboveground storage tank system, in accordance with the requirements of the Storage and Handling of Petroleum Products and Allied Products Regulation (M.R. 188/2001), and the adopted sections of the Environmental Code of Practice for Aboveground and Underground Storage Tank Systems Containing Petroleum and Allied Petroleum Products, published by the Canadian Council of Ministers of the Environment, Reference Number 1326 (as amended from time to time).

(c) No mixing or blending

The operator of the used oil burner must not mix or blend used oil with any other substances other than product fuel for use as fuel in the used oil burner, except as permitted under CSA B139-15, Installation Code for Oil Burning Equipment (as amended from time to time).

(d) Operation of Used Oil Burner

The operator must ensure that:

- (i) all combustion gases from the burner are vented to the outside
- (ii) the heater chimney is positioned to prevent the intrusion of combustion gases into any air intake, window or door

7 STORAGE AND DISPOSAL OF PCB WASTE

[M.R. 474/88]

Polychlorinated biphenyls (PCBs) are synthetic liquid chemical compounds that have been used in a variety of products because of their fire resistant, insulating and chemically stable properties. PCBs are commonly found in light ballasts, electrical transformers and capacitors used by industry, businesses and households.

PCBs have not been produced in North America since 1977 because of their potentially harmful health and environmental impacts. However, equipment containing PCBs are still in use.

Any equipment coming out of service that has been identified as containing PCBs by exceeding the 50 ppm concentration, is considered PCB waste material and must be stored in a registered PCB storage site.

The [PCB Storage Site Regulation \(M.R. 474/88\)](#) sets out standards for the design and operation of storage sites for waste PCBs. The regulation specifies requirements in relation to record keeping at the site and the reporting of such information to the department. In addition, the regulation stipulates that a written authorization from the department is required before the disposal of PCB waste.

The [PCB Storage Site Registration Form](#) and the [Application for Approval to Dispose of PCB Waste](#) can be downloaded from the Hazardous Waste Program website.

8 ANNUAL REPORT

[M.R. 195/15, Section 26]

The operator of a licensed hazardous waste disposal facility, a used oil burner or a used oil collection facility, must provide an annual report to the director detailing the hazardous waste received by the facility each year, and the manner in which the waste was treated or disposed.

The report submitted must be on a form or format approved by, or acceptable to, the director. The completed report needs to be provided to the director by no later than March 31 following the year in question. The [Annual Hazardous Waste Receiver Reporting Form](#) and additional information can be downloaded from the Hazardous Waste Program webpage.

9 DOCUMENTS AND RECORDS FOR INSPECTION

[M.R. 195/15, Section 27]

Documents or records that are retained as per the requirements of the regulations must be produced to an environment officer or inspector on request.

10 ENVIRONMENTAL COMPLIANCE AND ENFORCEMENT

Regulations relating to hazardous waste are enforced by the Environmental Compliance and Enforcement Branch of Manitoba Environment and Climate Change. This includes the inspection, compliance monitoring and enforcement of environmental legislation.

The branch accomplishes this through a multi-disciplined complement of staff, working from district offices located in:

- Brandon
- Dauphin
- Gimli
- Lac du Bonnet
- Portage la Prairie
- Selkirk
- Ste. Anne
- Steinbach
- The Pas
- Thompson
- Winnipeg

Violations and Penalties

[DGHTA, C.C.S.M. c. D12, Sub sections 32.1(1) & 32.1(2)]

The maximum penalties for violating The Dangerous Goods Handling and Transportation Act are as follows:

- Individuals: First offence \$50,000 fine and/or six months imprisonment
 Each subsequent offence \$100,000 fine and/or one year imprisonment
- Corporation: First offence \$500,000
 Each subsequent offence \$1,000,000

[If a corporation is found to be guilty of an offence under the act, directors and officers of the corporation may also be charged.]

APPENDICES

Appendix A - ACTS AND REGULATIONS

This section lists provincial, federal and municipal legislation that specifically applies to hazardous waste and dangerous goods that may affect some aspects of hazardous waste management.

PLEASE BE AWARE that other federal, provincial, or municipal laws may be applicable to your operation, even though they may not be listed here.

Legislation Affecting Hazardous Waste Management

Manitoba Hazardous Waste Legislation

- 1 The Dangerous Goods Handling and Transportation Act
 - (a) Manitoba Regulation 55/2003, Dangerous Goods Handling and Transportation Regulation
 - (b) Manitoba Regulation 195/2015, Hazardous Waste Regulation
 - (c) Manitoba Regulation 439/1987, Environmental Accident Reporting Regulation
 - (d) Manitoba Regulation 474/1988, PCB Storage Site Regulation
 - (e) Manitoba Regulation 164/2001, Dangerous Goods Handling and Transportation Fees Regulation

Related Provincial Legislation

- 1 The Environment Act
 - (a) Manitoba Regulation 37/2016, Waste Management Facilities Regulation
 - (b) Manitoba Regulation 94/1988 R, Pesticides Regulation
- 2 The Dangerous Goods Handling and Transportation Act
 - (a) Manitoba Regulation 188/2001, Storage and Handling of Petroleum Products and Allied Products Regulation
- 3 The Workplace Safety and Health Act
- 4 The Public Health Act
- 5 The Fires Prevention and Emergency Response Act
 - (a) Manitoba Regulation 155/2011, Respecting the Manitoba Fire Code
- 6 The Highway Traffic Act
- 7 The Buildings and Mobile Homes Act
 - (a) Manitoba Regulation 31/2011, Respecting the Manitoba Building Code
- 8 The Gas and Oil Burner Act
 - (a) Manitoba Regulation 104/1987 R, Gas and Oil Burner Regulation
- 9 The Provincial Offences Act
 - (a) Manitoba Regulation 96/2017, Preset Fines and Offence Descriptions Regulation

Related Municipal Bylaws

Municipalities have the right to make bylaws that may affect the transportation or disposal of waste in their jurisdictions (e.g., designated dangerous goods routes).

- 1 City of Winnipeg Bio-Medical Waste Sharps By-Law (6001/92)
- 2 City of Brandon Traffic By Law (5463/16/87 – Part II – Section 54.1), Respecting the routes for the transportation of dangerous goods

Related Federal Legislation

- 1 Transportation of Dangerous Goods Act, 1992
 - (a) Transportation of Dangerous Goods Regulations, SOR/2001-286 (these were adopted in Manitoba by Regulation 55/2003 under The Dangerous Goods Handling and Transportation Act)
- 3 Canadian Environmental Protection Act, 1999 (CEPA 1999)
 - (a) Interprovincial Movement of Hazardous Waste Regulation (SOR/2002-301)
 - (b) Export and Import of Hazardous Waste and Hazardous Recyclable Material Regulation (SOR/2005-149)
 - (c) PCB Regulation (SOR/2008-273)
- 4 Explosives Act (R.S.C., 1985, c. E-17)
- 5 Nuclear Safety and Control Act (S.C. 1997, c. 9)
- 6 Fisheries Act, 2002

Appendix B - FORMS

Forms & Applications	Generator	Carrier	Receiver
Hazardous Waste Generator Registration Form	X	-	X
Application for a Licence to Transport Hazardous Waste	-	X	-
Hazardous Waste Movement Document	X	X	X
Hazardous Waste Multiple Pickup Record Form	X	X	-
Dangerous Goods Handling and Transportation Act Licence Application form	-	-	X
Dangerous Goods Handling and Transportation Act Licence (amendment) Application Form [Notice of Alteration – NoA]	-	-	X
PCB Storage Site Registration Form	X	-	X
Application for Approval to Dispose of PCB Waste	X	-	X
Annual Hazardous Waste Receiver Reporting Form	-	-	X

Table 1: Forms to complete by stakeholders

Appendix C - GLOSSARY OF TERMS

Act: This refers to The Dangerous Goods Handling and Transportation Act (act).

Carrier: A carrier is a person who is engaged in the transport of hazardous waste.

Class: A class is a grouping of dangerous goods according to the hazards they present, as defined by the Transportation of Dangerous Goods Regulations.

Classification: For dangerous goods, classification refers to, as applicable, the:

- shipping name
- primary class
- compatibility group
- subsidiary class
- UN number
- packing group
- infectious substance category

Classification Criteria: Classification criteria refers to the limit values of measured properties that determine if a substance is in one of the classes or packing/risk groups defined in Part 2 of The Transportation of Dangerous Goods Regulations (TDG). Substances that are in one of the TDG classes are dangerous goods.

Consignee: A consignee is a person to whom a consignment of hazardous waste is being or is intended to be transported.

Consignor: A consignor is a person who offers a consignment of hazardous waste for transport.

Container: A container is a single-use or reusable container or package, or the part of a means of transport, that is or may be used to contain any quantity of bulk or packaged goods (includes dangerous goods or contaminants).

Contaminant: A contaminant is any solid, liquid, gas, waste, radiation or any combination thereof that is foreign to or in excess of the natural constituents of the environment and:

- (a) that affects the natural, physical, chemical or biological quality of the environment
- (b) that is or is likely to be, injurious or damaging to the health or safety of a person

Dangerous Good: A dangerous good is a product, substance or organism that:

- (a) is prescribed, designated or classified as a dangerous good or hazardous waste in the regulations, or
- (b) by its nature, conforms to the classification criteria for one or more classes of dangerous goods or hazardous wastes set out in the regulations

Dangerous Goods Safety Mark: A dangerous goods safety mark is a label, placard, orange panel, sign, mark, letter, word, number or abbreviation that is used to identify dangerous goods and to show the nature of the danger posed by them.

Department: This refers to the department of government over which the minister presides, and through which the act is administered.

Director: The director is an employee of the department so designated or appointed by the minister.

Domestic Quantities: Domestic quantities are quantities packaged, marketed and being handled in a single household.

Double Wall Tank: A double wall tank is a primary tank with an integral secondary containment, where the inner and outer walls are in intimate contact and the interstice is vacuum monitored.

Environment: Environment refers to all or any part or combination of the air, land or water, and includes plant and animal life.

Environmental Assessment and Review Process: This refers to any process set out in The Environment Act to provide government and public scrutiny of environmentally significant undertakings.

Environmental Emergency: An environmental emergency is an environmental accident that creates an immediate or imminent hazard that requires the taking of prompt emergency measures to protect people, property and the environment.

Environment Officer: An environment officer is a department employee so designated or appointed by the minister.

Flash Point: The flash point is the lowest temperature at which the application of an ignition source causes the vapours of a liquid to ignite near the surface of the liquid or within a test vessel (*The flash point is determined using the closed-cup or open-cup test method referred to in Chapter 2.3 of the UN Recommendations*).

Generate: To cause or allow to cause, by virtue of ownership, management, operation or control, the creation or storage of hazardous waste.

Generator: A generator is a person who, by virtue of ownership, operation, management or control causes or allows to cause the creation or storage of hazardous waste.

(This includes the original generator of the waste, as well as all subsequent operations that are involved in the chain of custody of the waste, such as a transfer station or a storage facility that receives waste and then ships it to another receiver. When the waste moves from the transfer station to another receiver, the transfer station is considered to be the generator for the subsequent shipment from its facility).

Hazardous Waste: Hazardous waste is a product, substance or organism that:

- (a) is prescribed, designated or classified as hazardous waste in the regulations
- (b) by its nature conforms to the classification criteria for one or more classes of hazardous waste set out in the regulations

Hazardous Waste Disposal Facility: This refers to a facility or place operated in whole or in part for the purpose of treatment, disposal or bulk storage of hazardous waste. It does not include a facility or place approved by the director:

- (a) that treats, stores or disposes of hazardous wastes on the generation site
- (b) that treats or stores hazardous wastes as part of a process for the recycling, reuse or reclamation of hazardous wastes

Inspector: An inspector is a person so designated or appointed by the minister.

Leachable Toxic Waste: This is a liquid on its own or a solid that, when exposed to acidified water according to the procedure in US EPA *Method 1311*, produces a liquid in a concentration equal to or greater than the concentration specified in the Hazardous Waste Regulation.

MBG Number: An MBG number is a unique provincial identification number issued by the director to a hazardous waste generator, also referred to as the generator registration number.

MBC Number: An MBC number is a unique provincial identification number issued by the director to a hazardous waste carrier, also called as the carrier licence number or carrier registration number.

MBR Number: An MBR number is a unique provincial identification number issued by the director to a hazardous waste receiver, also called the receiver registration number.

Means of Containment: Means of containment refers to a container or packaging, or any part of a means of transport, that is or may be used to contain goods.

Means of Transport: Means of transport refers to a vehicle, a railway car or other railway equipment, an intra-provincial pipeline, or another contrivance, that is or may be used:

- (a) to transport persons or goods, including dangerous goods
- (b) to offer for transport or otherwise handle dangerous goods

Movement Document: A movement document is a numbered document, prescribed in the regulations, that relates to hazardous wastes that are being transported or offered for transport and that contains the information relating to the hazardous wastes required by the act or the regulations.

(Movement documents are required to ship hazardous wastes offsite from a generator to a receiver).

National Fire Code: This refers to the *National Fire Code of Canada 2010*, issued by the Canadian Commission on Building and Fire Codes, National Research Council of Canada, as amended from time to time.

OECD Guidelines: This refers to the OECD Guidelines for the Testing of Chemicals published by the Organization for Economic Co-operation and Development.

Packing Group: This refers to a group in which dangerous goods are included, based on the inherent danger of the dangerous goods. Packing Group I indicates great danger, Packing Group II indicates medium danger and Packing Group III indicates minor danger.

PCB Equipment: PCB equipment refers to a manufactured item that contains, contained, or is contaminated with a PCB liquid or a PCB solid and includes a container.

PCB Liquid: PCB liquid is a liquid contains more than 50 parts per million by weight of PCB.

PCB Solid: PCB solid is a material or substance, other than a PCB liquid, that contains or is contaminated with PCB at a concentration greater than 50 parts per million, by weight.

PCB Waste: PCB waste includes a PCB liquid, a PCB solid or a piece of PCB equipment that is taken out of service for the purpose of disposal.

Polycyclic Aromatic Hydrocarbon TEQ or "PAH TEQ: This refers to a polycyclic aromatic hydrocarbon toxicity equivalent. It is a number that allows the toxicity of mixtures containing PAH to be compared.

Petroleum Hydrocarbon Contaminated Soil: This refers to soil, sand, gravel, rock or similar naturally occurring material that is contaminated with a petroleum product, such as gasoline, kerosene, jet fuel, diesel, fuel oil, hydraulic oil, lubricating oil, or any combination of them.

Primary Class: Primary class is the first class shown in column 3 of Schedule 1 of the Dangerous Goods Handling and Transportation Regulation.

Provincial Identification Number: This is a unique number issued by a director to a person. In the case of

- (a) a generator, it is the generator registration number or MBG number
- (b) a carrier, it is the transport licence number or MBC number
- (c) a receiver, it is the registered receiver site number or MBR number

Receiver: A receiver is the operator of any facility to which waste is transferred by a carrier. This includes transfer stations, bulk storage facilities, processing facilities, treatment facilities or final disposal sites.

Safety Requirement: This is a requirement, prescribed in the regulations, for transporting, offering for transport or otherwise handling dangerous goods, for reporting any of those activities, and for training persons engaged in any of those activities.

Secondary Containment: This is an impermeable barrier that prevents the leaks of hazardous waste from the primary storage tank system from reaching outside the containment area.

Secondary Containment System: This system is intended to prevent the release of hazardous waste to the environment from a container, piping or other ancillary equipment.

Shipping Name: A shipping name is an entry in upper case letters (capitals) in column 2 of Schedule 1 of the Transportation of Dangerous Goods Regulations. It does not include any lower case descriptive text, except for the purpose of determining the classification of dangerous goods.

Soil: (in this guideline) This refers to the unconsolidated earth material composing the superficial geologic strata (material overlying bedrock) consisting of clay, silt, sand or gravel size particles.

Toxicity Characteristic Leaching Procedure (TCLP): TCLP is an analytical test method that is used to identify whether a waste exhibits the characteristic of leachate toxicity, and to measure compliance with treatment standards.

Transport: This means to haul, move, convey or deliver hazardous waste, using a means of transport.

Transportation of Dangerous Goods Regulations: The Transportation of Dangerous Goods Regulations, SOR/2001-286, made under the *Transportation of Dangerous Goods Act, 1992* (Canada), as amended from time to time.

UN Number: This is an international identifying number assigned to dangerous goods by the United Nations.

UN Recommendations: This refers to the Recommendations on the Transport of Dangerous Goods, Seventeenth Revised Edition, 2011, published by the United Nations (UN), as amended from time to time.

Used Oil: This refers to petroleum-derived or synthetic lubrication oil that has become unsuitable for its original purpose due to the presence of physical or chemical impurities or the loss of original properties, if the oil falls within either of the following categories:

- (a) lubrication oils for internal combustion engines, such as motor oil, vehicle crankcase oil and engine lubricating oil
- (b) transmission fluids, gearbox and differential oils
- (c) hydraulic fluids

Used Oil Burner: This is a device, implement, mechanism or appliance that meets the definition of "oil burning equipment" in CSA B139-15, Installation Code for Oil Burning Equipment, as amended from time to time.

Used Oil Collection Facility: This is a facility that accepts used oil, used oil filters and used oil containers. It includes all associated storage tanks, loading and unloading areas and used oil transport vehicle parking areas.

Used Oil Container: A used oil container is any container that contains or has contained used oil.

Used Oil Filter: This refers to an oil filter containing used oil that through use, storage, handling, defect, damage or other similar circumstances, can no longer be used for its original purpose.

Vehicle: This refers to a vehicle as defined in The Highway Traffic Act.

Appendix D - CONTACTS AND LINKS

Contact the offices listed below for registrations and licence-related information and advice regarding Manitoba's laws and regulations for hazardous wastes and dangerous goods:

Manitoba Environment and Climate Change

Environmental Compliance and Enforcement Branch

14 Fultz Blvd, Box 36, Winnipeg MB R3Y 0L6
 Telephone: 204-945-8321 [Hazardous Waste Program: 204-945-7086]
https://www.gov.mb.ca/sd/waste_management/hazardous_waste/index.html

Environmental Compliance and Enforcement Branch - Office Locations

<p>WINNIPEG: 14 Fultz Blvd, Box 36 Winnipeg MB R3H 0W4 Telephone: 204-945-5305</p>	<p>PORTAGE LA PRAIRIE: 309-25 Tupper St. N. Portage la Prairie MB R1N 3K1 Telephone: 204-239-3608</p>
<p>BRANDON : 1129 Queens Ave., Box 13 Brandon MB R7A 1L9 Telephone: 204-726-6441</p>	<p>STEINBACH: Unit B-284 Reimer Ave. Steinbach MB R5G 0R5 Telephone: 204-346-6110</p>
<p>DAUPHIN: 27-2nd Ave. S.W. Dauphin MB R7N 3E5 Telephone: 204-622-2106</p>	<p>STE. ANNE (French Language Service Centre): Unit A-30 Dawson Rd. Ste. Anne R5H 1B5 Telephone: 204-422-7020</p>
<p>GIMLI: 75-7th Ave, Box 6000 Gimli MB ROC 1B0 Telephone: 204-641-4091</p>	<p>THE PAS: Box 250, 3rd St. & Ross Ave. The Pas MB R9A 1M4 Email: EnvCENorth@gov.mb.ca</p>
<p>LAC DU BONNET: PO Box 4000 Lac du Bonnet MB R0E 1A0 Telephone: 204-345-1444</p>	<p>THOMPSON: Provincial Bldg., 59 Elizabeth Dr. PO Box 32, Thompson MB R8N 1X4 Email: EnvCENorth@gov.mb.ca</p>
<p>SELKIRK: Lower Level, 446 Main St. Selkirk MB R1A 1V7 Telephone: 204-785-5030</p>	

<p>Environmental Emergency Response</p>
<p>24 Hour Emergency Response Line Telephone: 1-204-944-4888 Toll Free Number: 1-855-944-4888</p>

Other Responsible Agencies

The following federal, provincial and territorial agencies are involved in the regulation of hazardous wastes and dangerous goods:

Federal Agencies:

Environment Canada and Climate Change

<p>National Office Waste Reduction & Management Division 351 St. Joseph Blvd, 9th Floor Gatineau, QC K1A 0H3 Telephone: 1-844-524-5295 Fax: 819-938-4555 Email: ec.mt-tm.ec@canada.ca</p>	<p>Prairie and Northern Region - Manitoba Office Environmental Enforcement Directorate 150-123 Main Street Winnipeg, MB R3C 4W2 Telephone: 204-984-6203 Fax: 204-983-0960 Email: ec.enviroinfo.ec@canada.ca</p>
---	--

Transport Canada

<p>National Office 330 Sparks Street Ottawa, ON K1A 0N5 Telephone: 613-990-2309 Toll Free Number: 1-866-995-9737 Fax: 613-954-4731</p>	<p>Prairie and Northern Region Service Centre Transportation of Dangerous Goods (TDG) Services 344 Edmonton Street Winnipeg, MB R3C 0P6 Toll Free Number: 1-888-463-0521 (Regional)</p>
---	--

Provincial Authorities

<p>Alberta: Alberta Environment and Parks Oxbridge Place 9820 - 106 Street, 4th Floor Edmonton AB T5K 2J6 Telephone: 780-427-0666 /780-427-0637</p>	<p>British-Columbia: Ministry of the Environment Environmental Management Branch PO Box 9342, STN Prov. Govt. Victoria BC V8W 9M1 Telephone: 250-387-2049</p>
<p>Newfoundland and Labrador: Department of Environment Pollution Prevention Division Confederation Building, West Block, PO Box 8700 St. John's NL A1B 4J6 Telephone: 709-729-2556</p>	<p>New Brunswick: Department of the Environment and Local Government Approvals Branch PO Box 6000 Fredericton NB E3B 5H1 Telephone: 506-444-4599</p>
<p>Nova Scotia: Nova Scotia Department of Environment and Labour PO Box 697, 5151 Terminal Road, 5th Floor Halifax NS B3J 2T8 Telephone: 902-424-5300</p>	<p>Ontario: Ministry of the Environment Environmental Monitoring and Reporting Branch 135 St. Clair Avenue W. Toronto ON M4V 1P5 Telephone: 416-235-6259</p>
<p>Saskatchewan: Saskatchewan Environment and Resource Management Environmental Protection Branch 3211 Albert Street Regina SK S4S 5W6 Telephone: 306-787-6180</p>	<p>Quebec: Ministère du Développement durable de l'Environnement et des Parcs Urgence environnement 5199 Sherbrooke East, Office 3860 Montreal QC H1T 3X9 Telephone: 418-643-4595</p>
<p>Prince Edward Island: Department of Environment Energy and Forestry PO Box 2000, Charlottetown PE C1A 7N8 Telephone: 902-368-5000</p>	

Territories:

<p>Northwest Territories: Department of Environment and Natural Resources Environmental Protection Division PO Box 1320 Yellowknife NT X1A 2L9 Telephone: 867-873-7654</p>	<p>Nunavut: Department of Environment Environmental Protection Division PO Box 1000, STN 1360 Iqaluit NU X0A 0H0 Telephone: 867-975-5900</p>
<p>Yukon : Environment Yukon Environmental Programs Branch Box 2703 Whitehorse YT Y1A 2C6 Telephone: 800-661-0408</p>	