

MANITOBA MARKETS

Hog Prices



January 21, 2025

[Click here for definitions of how data is collected and calculated.](#)

Exchange rates (Friday close)

1 US \$ = C \$1.4435

1 EURO = C \$1.4850

1 Yen = C \$0.00925

[Data source: Bank of Canada](#)

[Click to view the interactive hog dashboards for current and historical charts.](#)

Manitoba Weighted Average Carcass Prices (including premiums and discounts)

All In Weights C\$/100 kg

Week	Week ending date	2025	2024	Change from Previous Week	Change from Previous Year
52	2024-12-27	241.85	190.69	0.5%	26.8%
1	2025-01-03	223.56	192.01	-7.6%	16.4%
2	2025-01-10	232.65	195.75	4.1%	18.8%
3	2025-01-17	232.83	200.95	0.1%	15.9%
Four week average		232.72	194.85	-	19.4%

Source: Manitoba major processors.

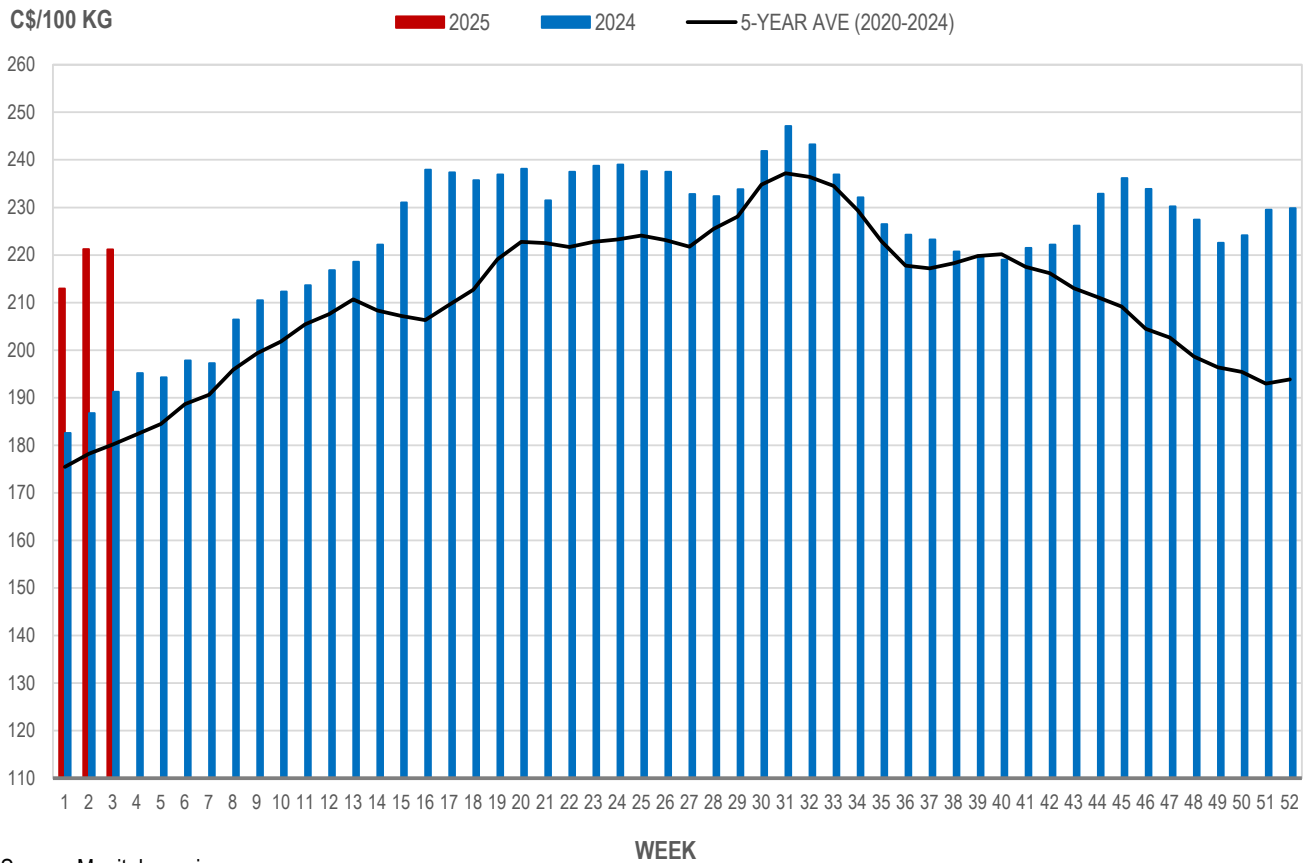


Index 100, C\$/100 kg

Week	Week ending date	2025	2024	Change from Previous Week	Change from Previous Year
52	2024-12-27	229.87	182.37	0.1%	26.0%
1	2025-01-03	212.94	182.56	-7.4%	16.6%
2	2025-01-10	221.21	186.75	3.9%	18.5%
3	2025-01-17	221.19	191.27	0.0%	15.6%
Four week average		221.30	185.74	-	19.1%

Source: Manitoba major processors.

MANITOBA WEIGHTED AVERAGE INDEX 100 HOG PRICES WEEKLY



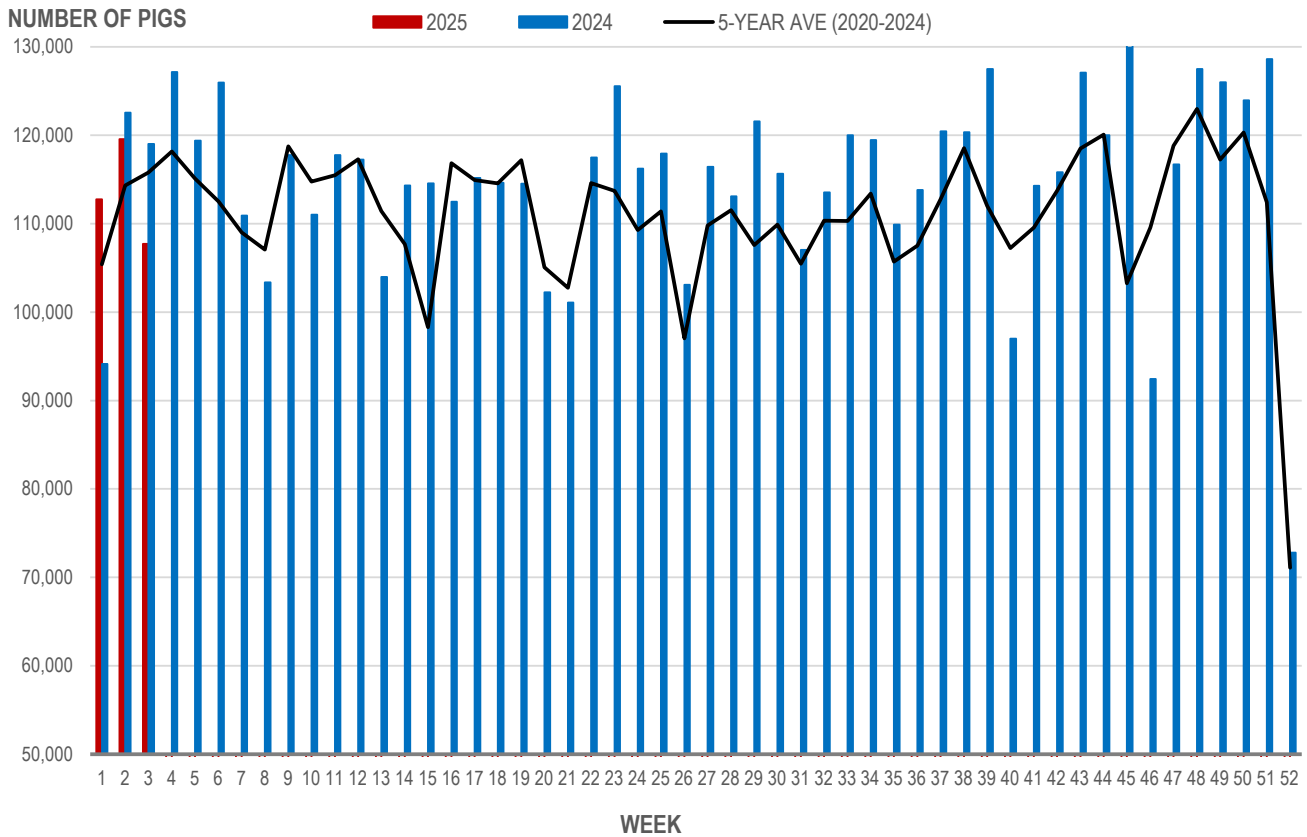
Source: Manitoba major processors

Number of Pigs Processed by Major Processors

Week	Week ending date	2025	2024	Change from Previous Week	Change from Previous Year
52	2024-12-27	72,809	80,331	-43.4%	-9.4%
1	2025-01-03	112,761	94,153	54.9%	19.8%
2	2025-01-10	119,571	122,562	6.0%	-2.4%
3	2025-01-17	107,726	119,025	-9.9%	-9.5%
Four week average		103,217	104,018	-	-0.8%

Source: Manitoba major processors.

NUMBER OF PIGS PROCESSED BY MAJOR PROCESSORS WEEKLY



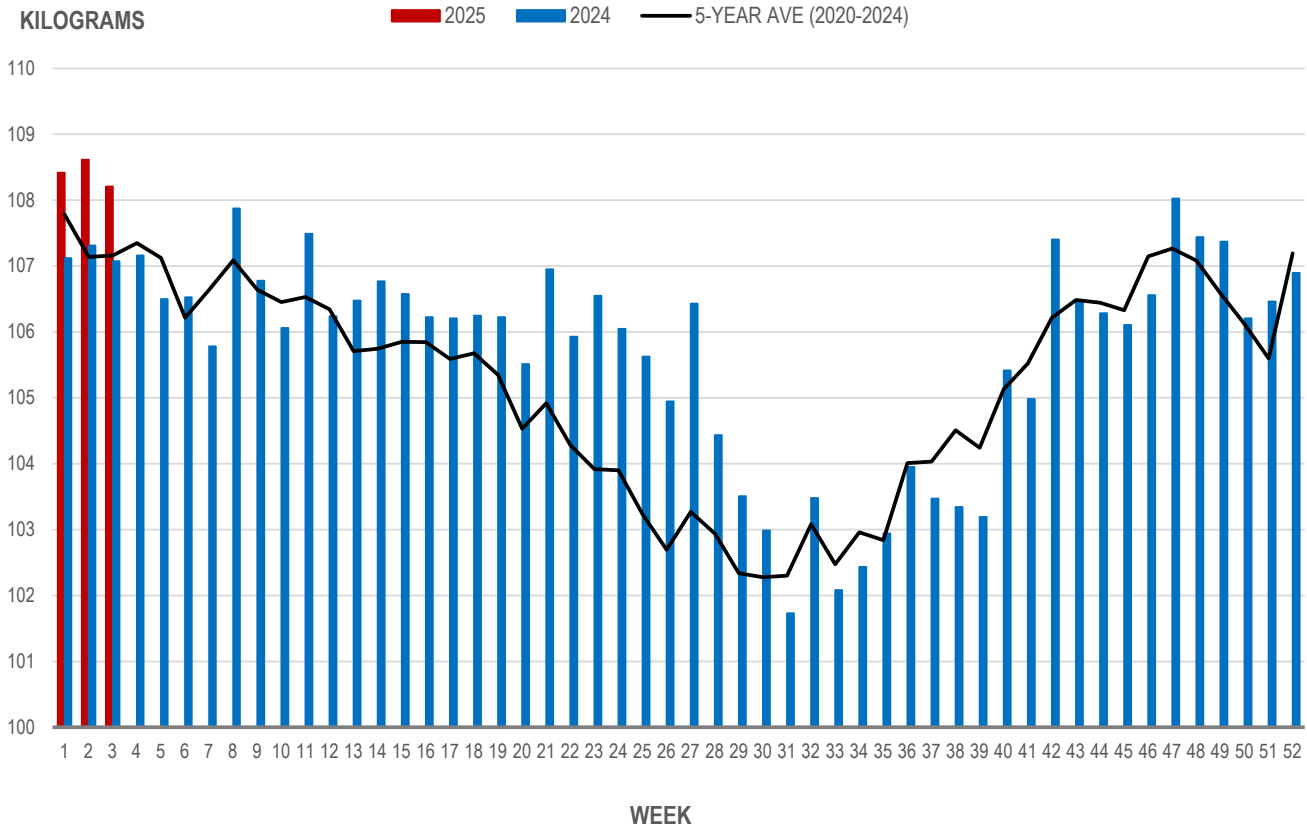
Source: Manitoba major processors

Average Weight of Hogs Processed by Major Processors, Kg

Week	Week ending date	2025	2024	Change from Previous Week	Change from Previous Year
52	2024-12-27	106.90	107.36	0.4%	0.4%
1	2025-01-03	108.42	107.12	1.4%	1.4%
2	2025-01-10	108.61	107.31	0.2%	0.2%
3	2025-01-17	108.21	107.07	-0.4%	-0.4%
Four week average		108.03	107.22	-	0.4%

Source: Manitoba major processors.

AVERAGE WEIGHT OF HOGS PROCESSED BY MAJOR PROCESSORS WEEKLY



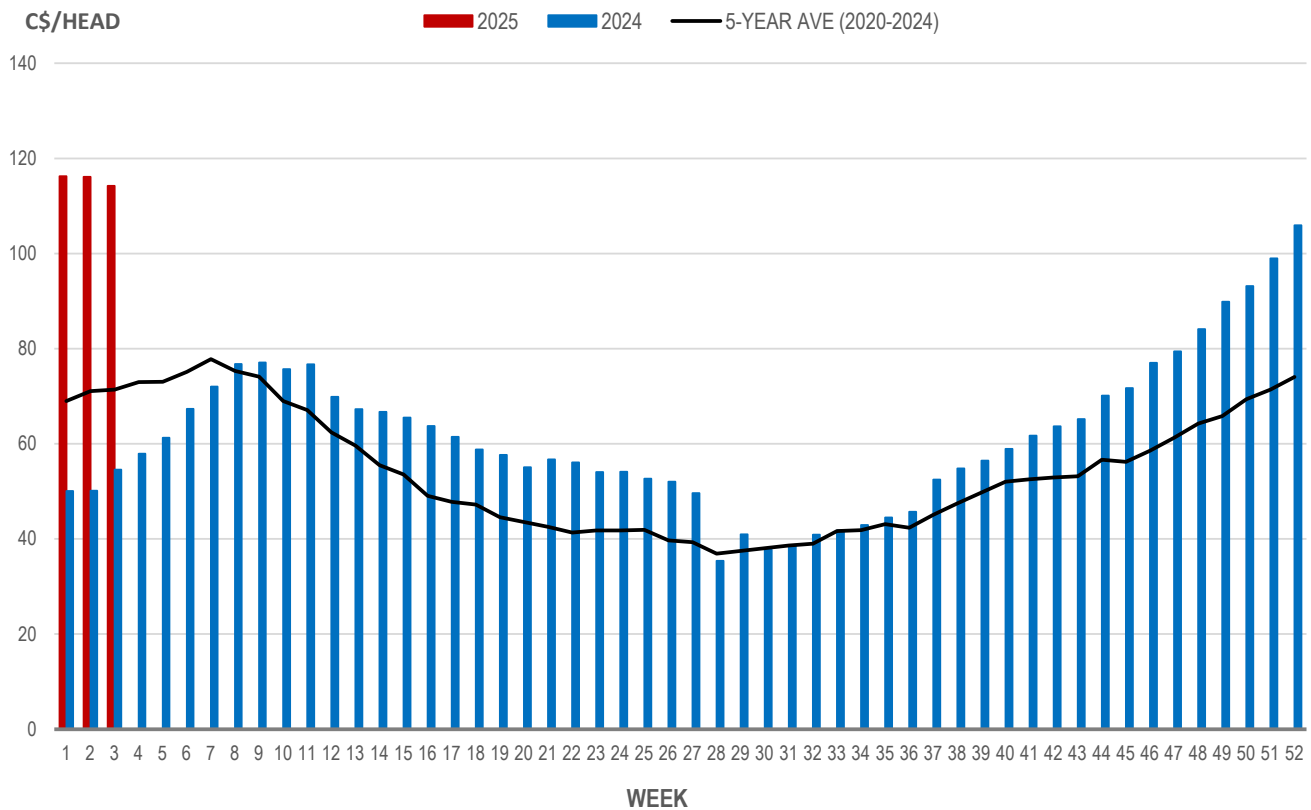
Source: Manitoba major processors

Weaning Pigs (U.S. Total Composite Weighted Average Price per Head)

	Formula and Cash Low, US\$/Head	Formula and Cash High, US\$/Head	Wtd Avg Price, US\$/Head	Wtd Avg Price, C\$/Head
Early Weaned (10-12 lb)	49.60	99.00	79.13	114.22
Feeder Pigs (40 lb)	96.00	114.00	105.05	151.64

Source: USDA, AMS

EARLY WEANED PIGS (U.S. TOTAL COMPOSITE WEIGHTED AVERAGE PRICE PER HEAD) WEEKLY



Source: USDA, AMS

Contact us

- www.manitoba.ca/agriculture/markets-and-statistics/
- Email us at industryintelligence@gov.mb.ca
- Follow us on X @MBGovAg

