

## MANITOBA MARKETS

# Hog Prices



November 19, 2024

[Click here for definitions of how data is collected and calculated.](#)

### Exchange rates (Friday close)

1 US \$ = C \$1.4079

1 EURO = C \$1.4847

1 Yen = C \$0.00910

[Data source: Bank of Canada](#)

[Click to view the interactive hog dashboards for current and historical charts.](#)

### Manitoba Weighted Average Carcass Prices (including premiums and discounts)

#### All In Weights C\$/100 kg

Week	Week ending date	2024	2023	Change from Previous Week	Change from Previous Year
43	2024-10-25	238.39	218.17	2.6%	9.3%
44	2024-11-01	245.09	217.00	2.8%	12.9%
45	2024-11-08	247.49	216.49	1.0%	14.3%
46	2024-11-15	248.09	213.42	0.2%	16.2%
<b>Four week average</b>		<b>244.77</b>	<b>216.27</b>	<b>-</b>	<b>13.2%</b>

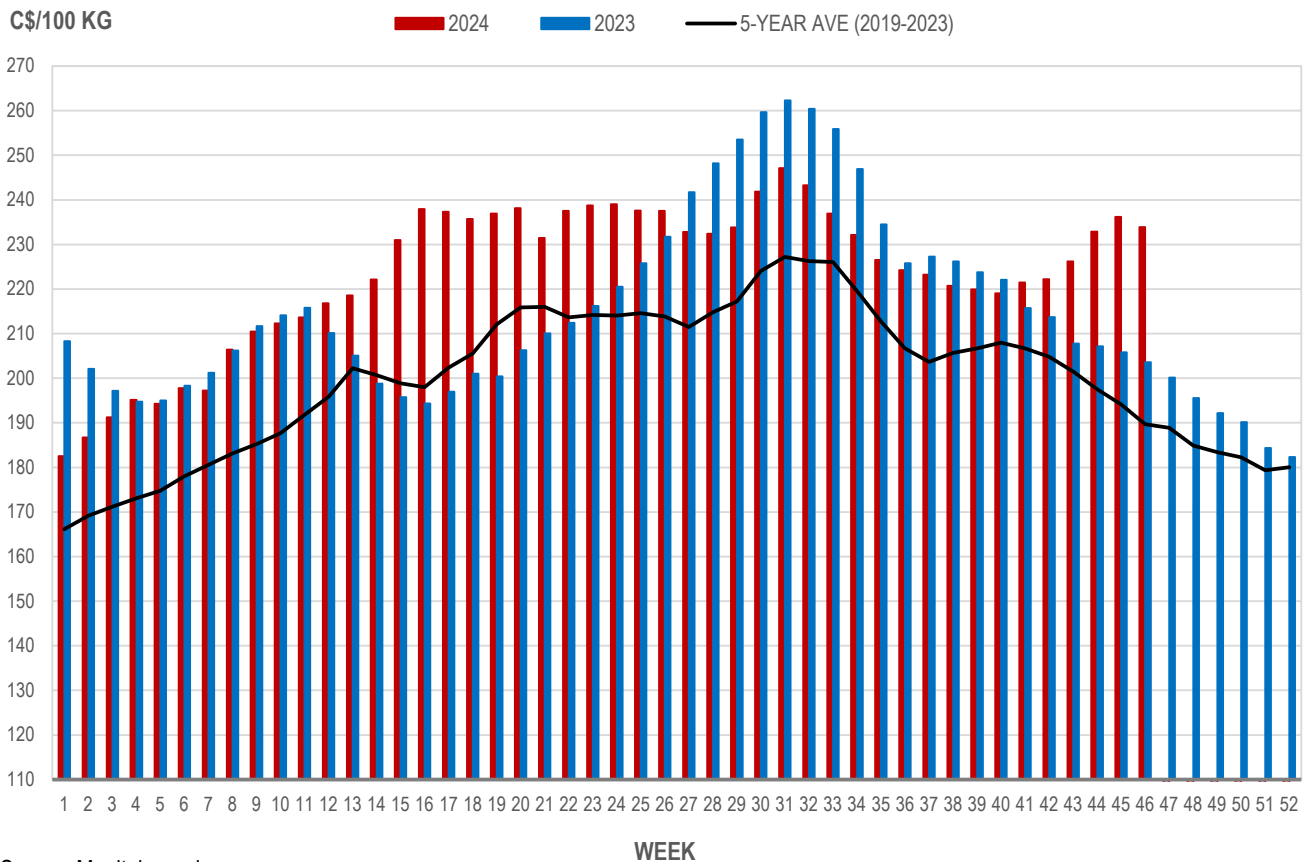
Source: Manitoba major processors.

## Index 100, C\$/100 kg

Week	Week ending date	2024	2023	Change from Previous Week	Change from Previous Year
43	2024-10-25	226.17	207.78	1.8%	8.9%
44	2024-11-01	232.87	207.17	3.0%	12.4%
45	2024-11-08	236.18	205.85	1.4%	14.7%
46	2024-11-15	233.91	203.60	-1.0%	14.9%
<b>Four week average</b>		<b>232.28</b>	<b>206.10</b>	<b>-</b>	<b>12.7%</b>

Source: Manitoba major processors.

## MANITOBA WEIGHTED AVERAGE INDEX 100 HOG PRICES WEEKLY



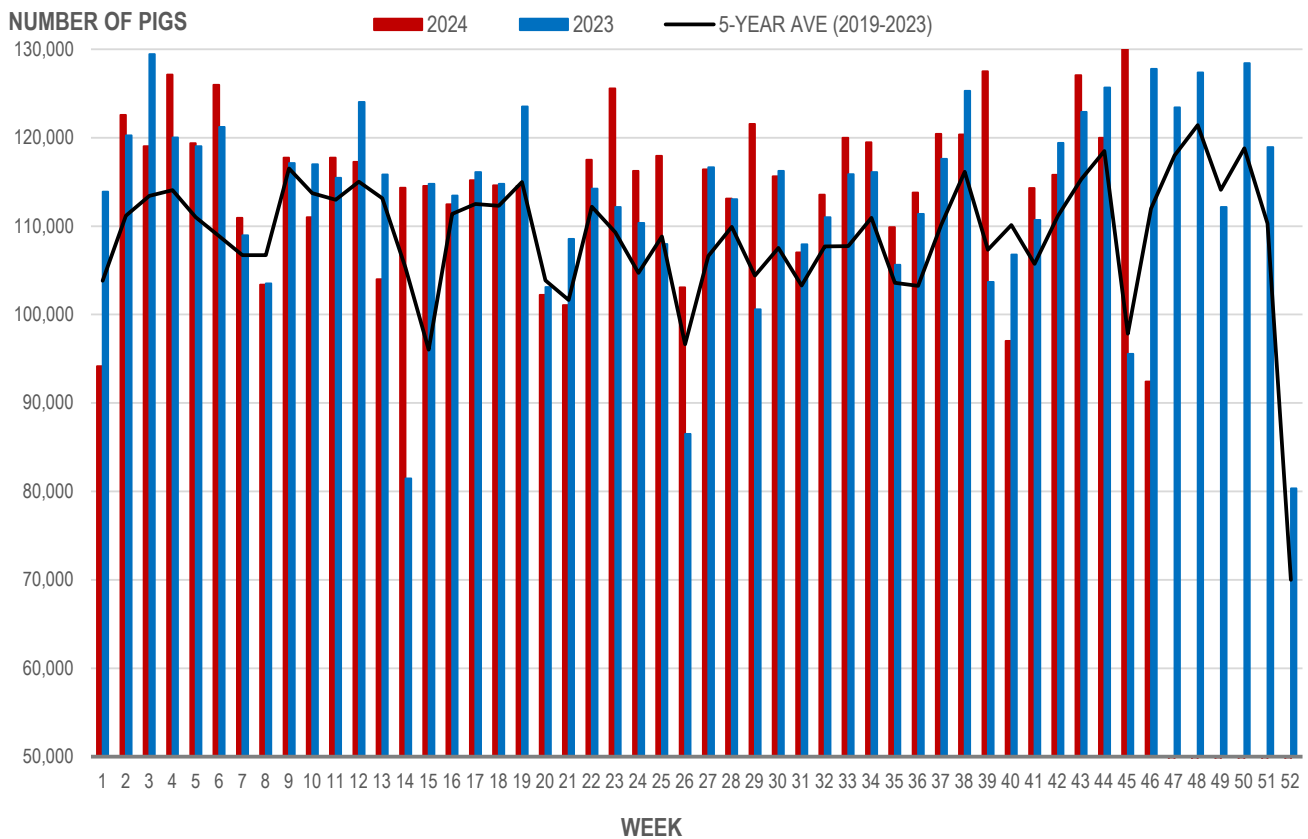
Source: Manitoba major processors

## Number of Pigs Processed by Major Processors

Week	Week ending date	2024	2023	Change from Previous Week	Change from Previous Year
43	2024-10-25	127,083	122,906	9.7%	3.4%
44	2024-11-01	119,997	125,685	-5.6%	-4.5%
45	2024-11-08	132,650	95,561	10.5%	38.8%
46	2024-11-15	92,421	127,768	-30.3%	-27.7%
<b>Four week average</b>		<b>118,038</b>	<b>117,980</b>	<b>-</b>	<b>0.0%</b>

Source: Manitoba major processors.

### NUMBER OF PIGS PROCESSED BY MAJOR PROCESSORS WEEKLY



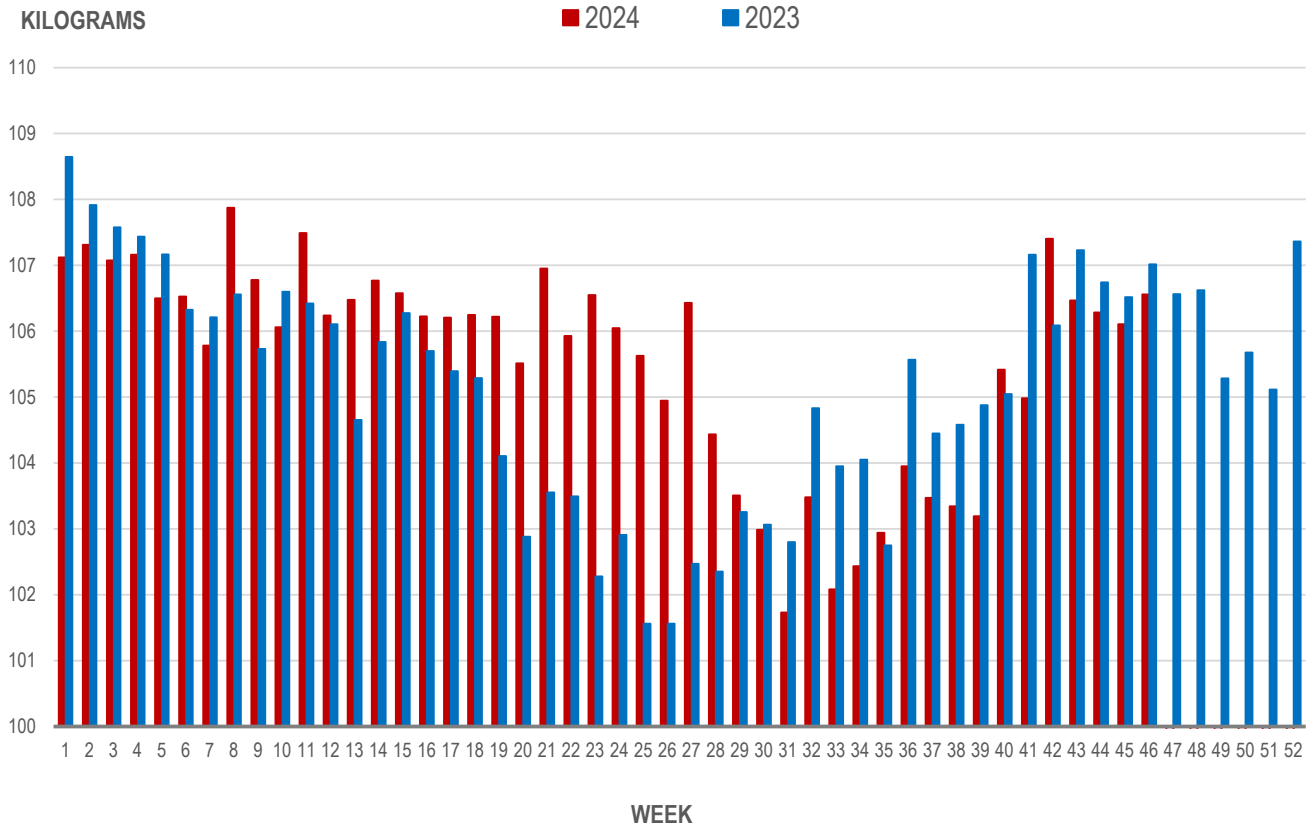
Source: Manitoba major processors

## Average Weight of Hogs Processed by Major Processors, Kg

Week	Week ending date	2024	2023	Change from Previous Week	Change from Previous Year
43	2024-10-25	106.47	107.23	-0.9%	-0.7%
44	2024-11-01	106.28	106.74	-0.2%	-0.4%
45	2024-11-08	106.10	106.51	-0.2%	-0.4%
46	2024-11-15	106.56	107.02	0.4%	-0.4%
<b>Four week average</b>		<b>106.35</b>	<b>106.88</b>	<b>-</b>	<b>-0.5%</b>

Source: Manitoba major processors.

### AVERAGE WEIGHT OF HOGS PROCESSED BY MAJOR PROCESSORS WEEKLY



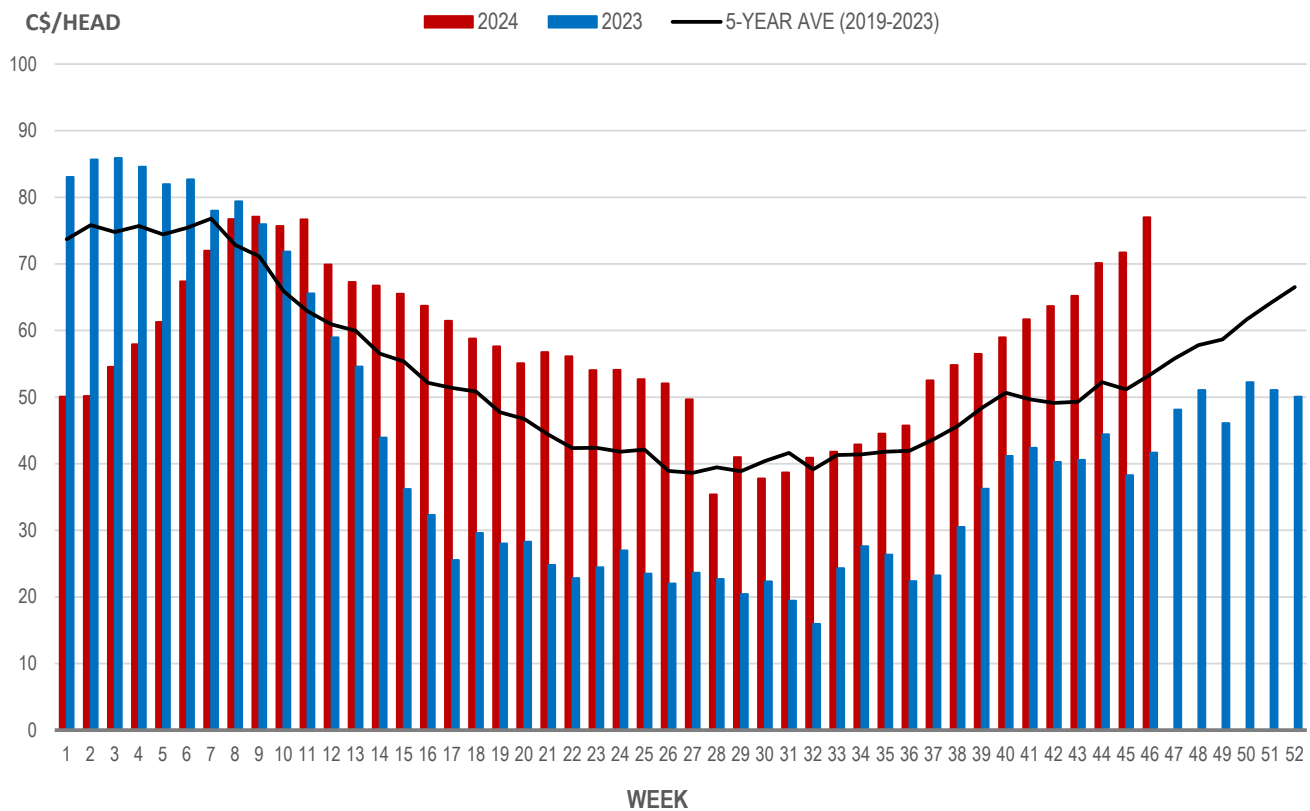
Source: Manitoba major processors

## Weaning Pigs (U.S. Total Composite Weighted Average Price per Head)

	Formula and Cash Low, US\$/Head	Formula and Cash High, US\$/Head	Wtd Avg Price, US\$/Head	Wtd Avg Price, C\$/Head
Early Weaned (10-12 lb)	40.00	70.77	54.70	77.01
Feeder Pigs (40 lb)	63.00	72.00	69.35	97.64

Source: USDA, AMS

### EARLY WEANED PIGS (U.S. TOTAL COMPOSITE WEIGHTED AVERAGE PRICE PER HEAD) WEEKLY



Source: USDA, AMS

### Contact us

- [www.manitoba.ca/agriculture/markets-and-statistics/](http://www.manitoba.ca/agriculture/markets-and-statistics/)
- Email us at [industryintelligence@gov.mb.ca](mailto:industryintelligence@gov.mb.ca)
- Follow us on X @MBGovAg

