

MANITOBA MARKETS

Hog Prices



October 22, 2024

[Click here for definitions of how data is collected and calculated.](#)

Exchange rates (Friday close)

1 US \$ = C \$1.3802

1 EURO = C \$1.4989

1 Yen = C \$0.00922

[Data source: Bank of Canada](#)

[Click to view the interactive hog dashboards for current and historical charts.](#)

Manitoba Weighted Average Carcass Prices (including premiums and discounts)

All In Weights C\$/100 kg

Week	Week ending date	2024	2023	Change from Previous Week	Change from Previous Year
39	2024-09-27	230.10	234.30	-1.0%	-1.8%
40	2024-10-04	230.99	234.51	0.4%	-1.5%
41	2024-10-11	234.19	225.15	1.4%	4.0%
42	2024-10-18	232.29	224.85	-0.8%	3.3%
Four week average		231.89	229.70	-	1.0%

Source: Manitoba major processors.

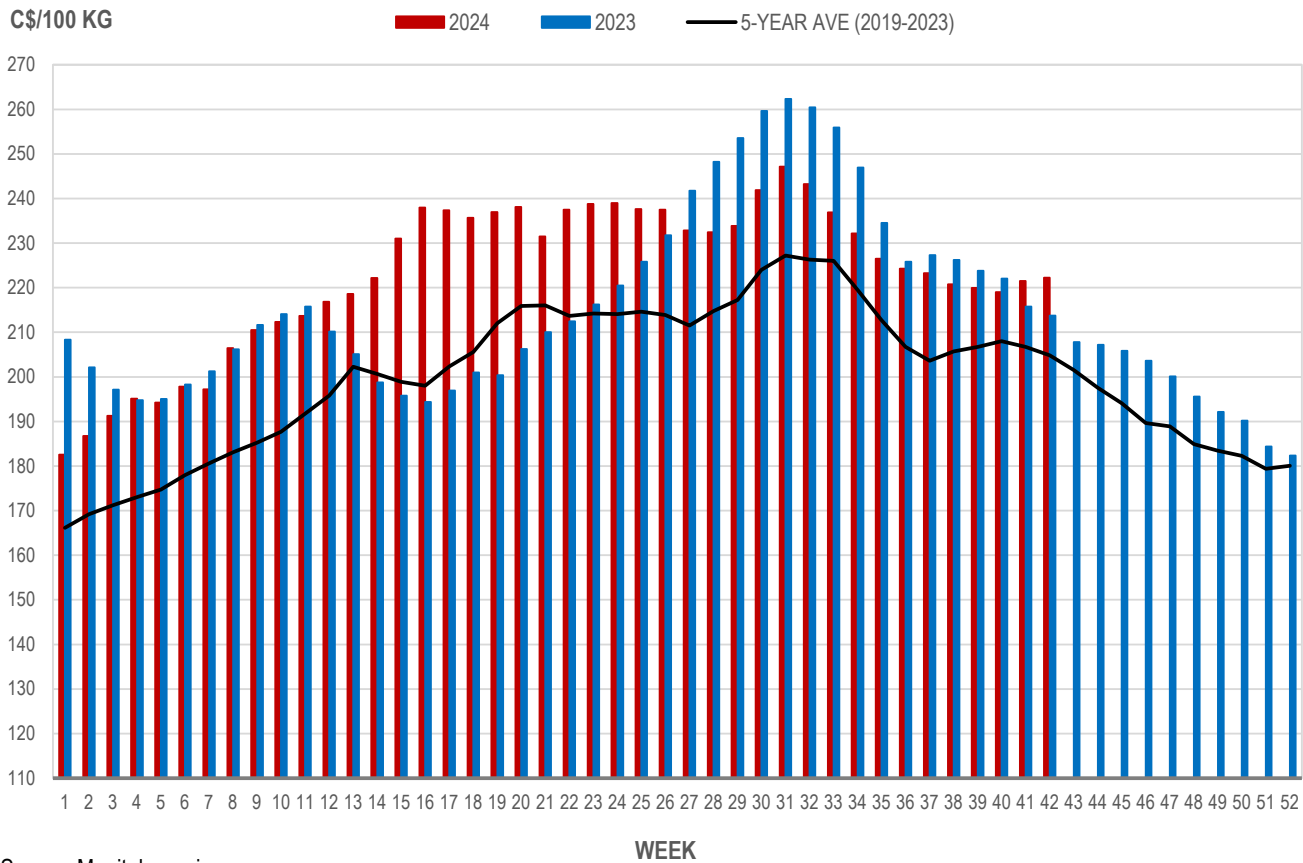


Index 100, C\$/100 kg

Week	Week ending date	2024	2023	Change from Previous Week	Change from Previous Year
39	2024-09-27	219.94	223.76	-0.4%	-1.7%
40	2024-10-04	219.02	222.07	-0.4%	-1.4%
41	2024-10-11	221.49	215.75	1.1%	2.7%
42	2024-10-18	222.21	213.74	0.3%	4.0%
Four week average		220.67	218.83	-	0.8%

Source: Manitoba major processors.

MANITOBA WEIGHTED AVERAGE INDEX 100 HOG PRICES WEEKLY



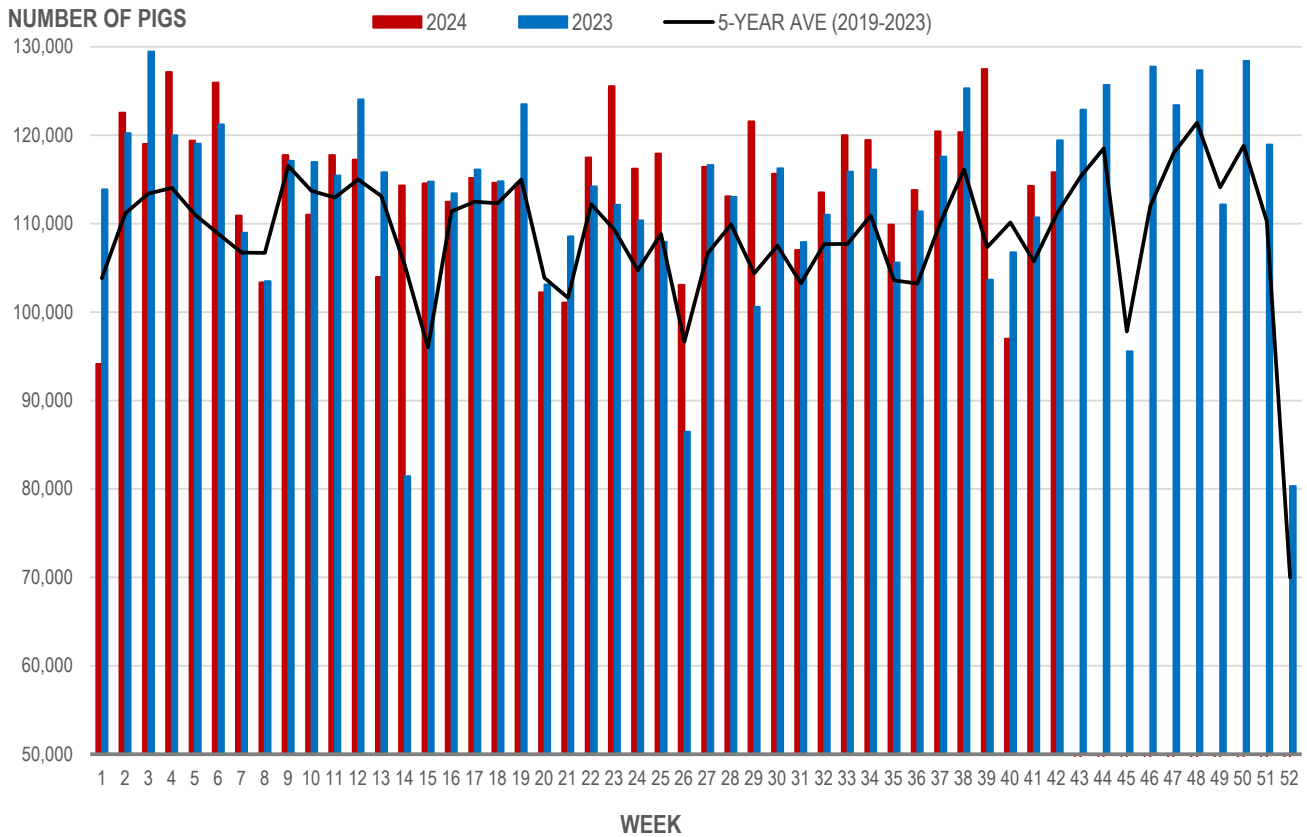
Source: Manitoba major processors

Number of Pigs Processed by Major Processors

Week	Week ending date	2024	2023	Change from Previous Week	Change from Previous Year
39	2024-09-27	127,498	103,680	5.9%	23.0%
40	2024-10-04	97,012	106,770	-23.9%	-9.1%
41	2024-10-11	114,297	110,707	17.8%	3.2%
42	2024-10-18	115,817	119,415	1.3%	-3.0%
Four week average		113,656	110,143	-	3.2%

Source: Manitoba major processors.

NUMBER OF PIGS PROCESSED BY MAJOR PROCESSORS WEEKLY



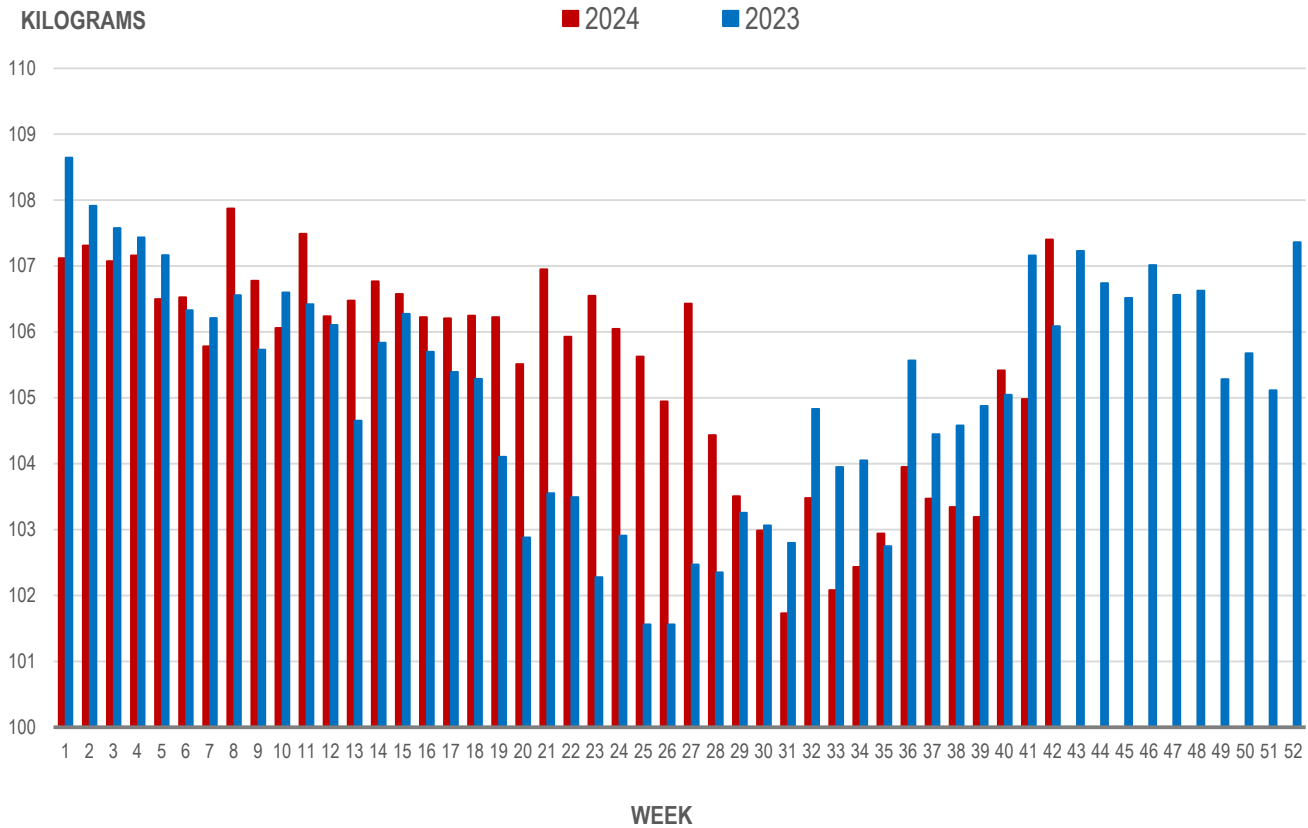
Source: Manitoba major processors

Average Weight of Hogs Processed by Major Processors, Kg

Week	Week ending date	2024	2023	Change from Previous Week	Change from Previous Year
39	2024-09-27	103.19	104.88	-0.1%	-1.6%
40	2024-10-04	105.42	105.05	2.2%	0.4%
41	2024-10-11	104.98	107.16	-0.4%	-2.0%
42	2024-10-18	107.40	106.09	2.3%	1.2%
Four week average		105.25	105.79	-	-0.5%

Source: Manitoba major processors.

AVERAGE WEIGHT OF HOGS PROCESSED BY MAJOR PROCESSORS WEEKLY



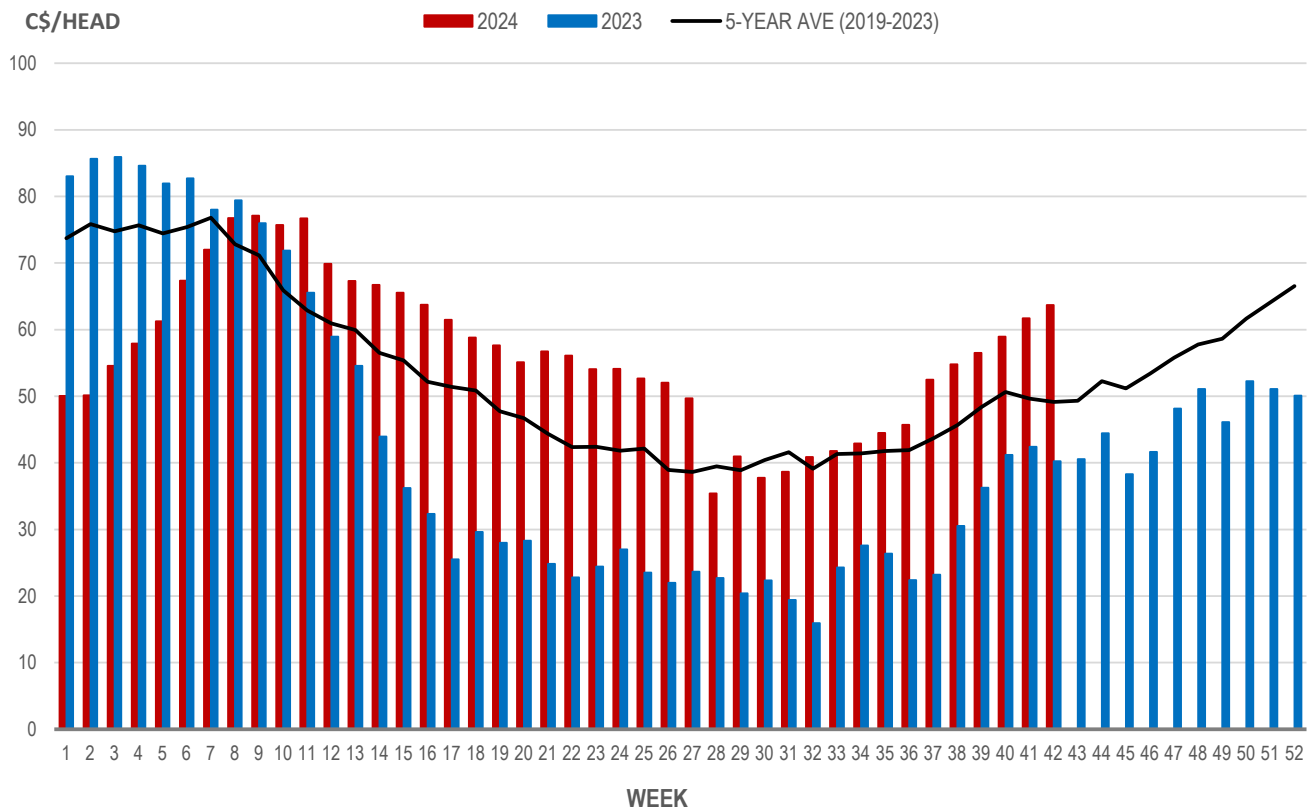
Source: Manitoba major processors

Weaning Pigs (U.S. Total Composite Weighted Average Price per Head)

	Formula and Cash Low, US\$/Head	Formula and Cash High, US\$/Head	Wtd Avg Price, US\$/Head	Wtd Avg Price, C\$/Head
Early Weaned (10-12 lb)	35.00	54.32	46.14	63.68
Feeder Pigs (40 lb)	53.00	65.00	61.61	85.03

Source: USDA, AMS

EARLY WEANED PIGS (U.S. TOTAL COMPOSITE WEIGHTED AVERAGE PRICE PER HEAD) WEEKLY



Source: USDA, AMS

Contact us

- www.manitoba.ca/agriculture/markets-and-statistics/
- Email us at industryintelligence@gov.mb.ca
- Follow us on X @MBGovAg

