

MANITOBA MARKETS

Hog Prices



August 20, 2024

[Click here for definitions of how data is collected and calculated.](#)

Exchange rates (Friday close)

1 US \$ = C \$1.3707

1 EURO = C \$1.5081

1 Yen = C \$0.00927

[Data source: Bank of Canada](#)

[Click to view the interactive hog dashboards for current and historical charts.](#)

Manitoba Weighted Average Carcass Prices (including premiums and discounts)

All In Weights C\$/100 kg

Week	Week ending date	2024	2023	Change from Previous Week	Change from Previous Year
30	2024-07-26	253.33	272.88	3.3%	-7.2%
31	2024-08-02	260.05	276.67	2.7%	-6.0%
32	2024-08-09	253.66	271.59	-2.5%	-6.6%
33	2024-08-16	249.09	268.75	-1.8%	-7.3%
Four week average		254.03	272.47	-	-6.8%

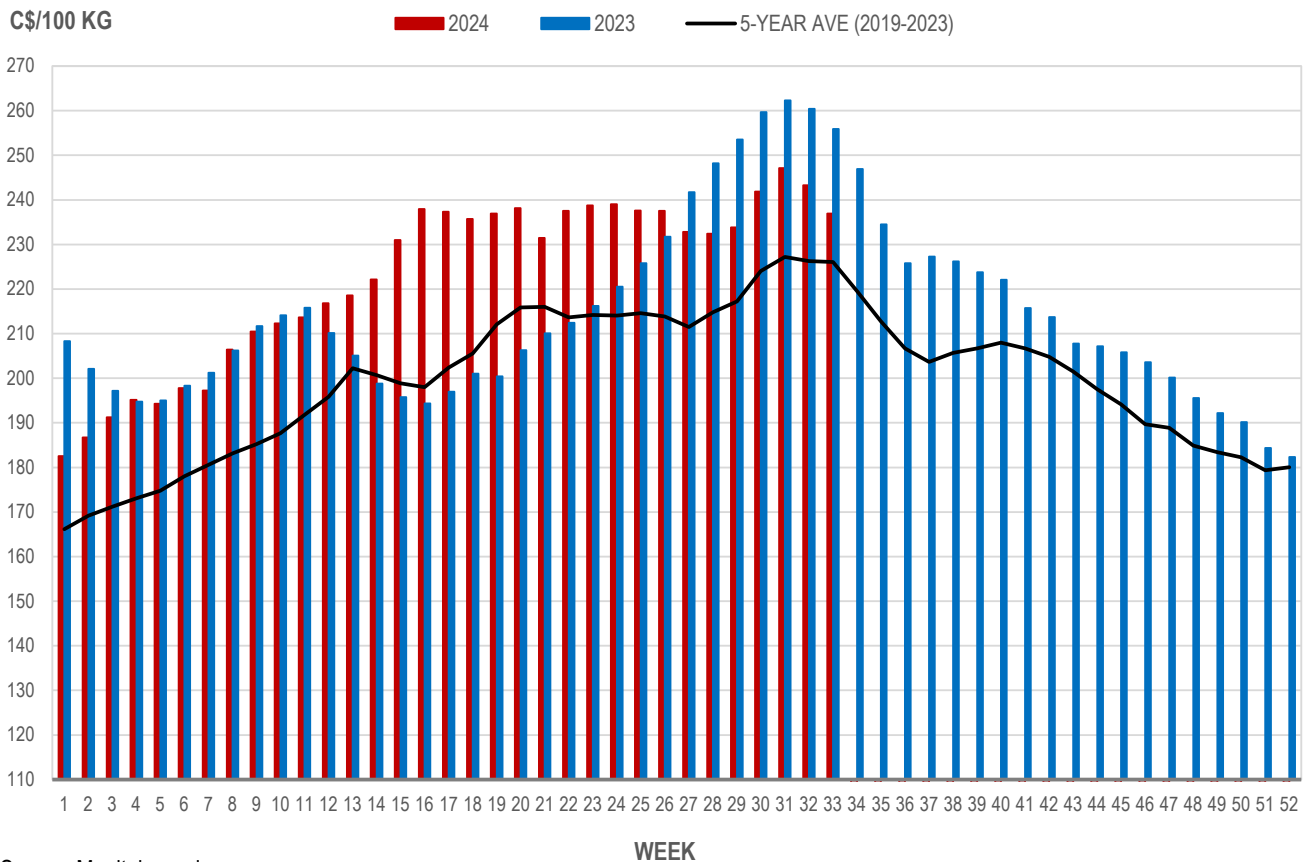
Source: Manitoba major processors.

Index 100, C\$/100 kg

Week	Week ending date	2024	2023	Change from Previous Week	Change from Previous Year
30	2024-07-26	241.85	259.65	3.4%	-6.9%
31	2024-08-02	247.13	262.32	2.2%	-5.8%
32	2024-08-09	243.26	260.43	-1.6%	-6.6%
33	2024-08-16	236.92	255.90	-2.6%	-7.4%
Four week average		242.29	259.58	-	-6.7%

Source: Manitoba major processors.

MANITOBA WEIGHTED AVERAGE INDEX 100 HOG PRICES WEEKLY



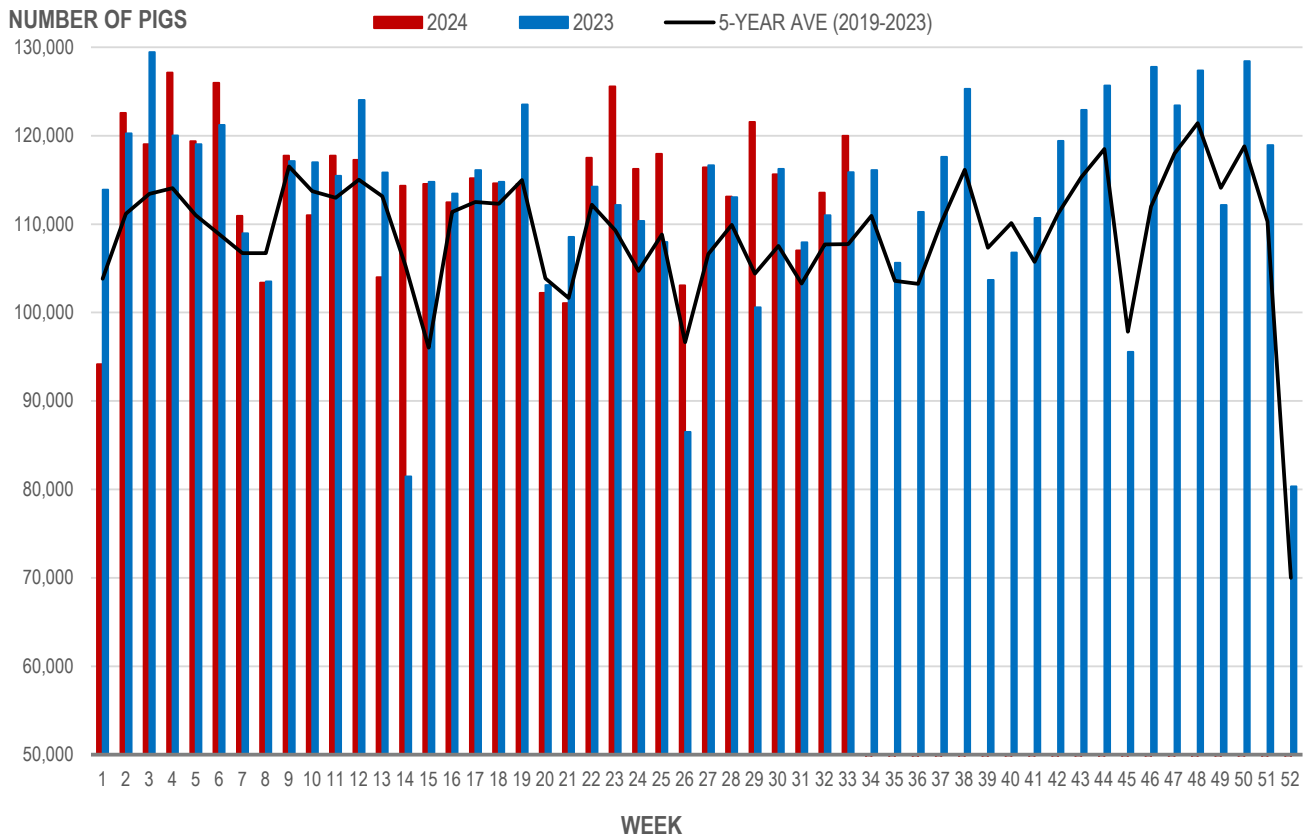
Source: Manitoba major processors

Number of Pigs Processed by Major Processors

Week	Week ending date	2024	2023	Change from Previous Week	Change from Previous Year
30	2024-07-26	115,641	116,259	-4.9%	-0.5%
31	2024-08-02	107,030	107,925	-7.4%	-0.8%
32	2024-08-09	113,542	111,014	6.1%	2.3%
33	2024-08-16	119,995	115,879	5.7%	3.6%
Four week average		114,052	112,769	-	1.1%

Source: Manitoba major processors.

NUMBER OF PIGS PROCESSED BY MAJOR PROCESSORS WEEKLY



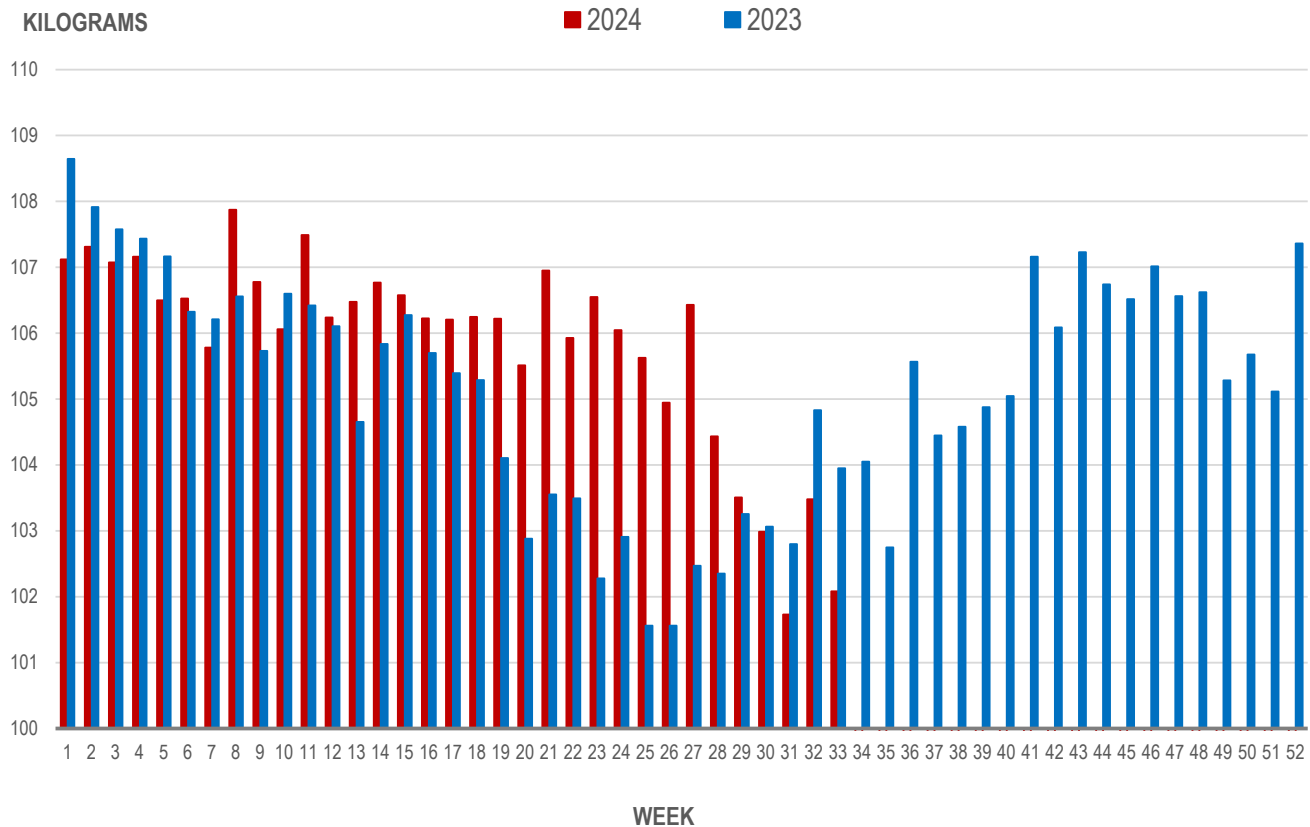
Source: Manitoba major processors

Average Weight of Hogs Processed by Major Processors, Kg

Week	Week ending date	2024	2023	Change from Previous Week	Change from Previous Year
30	2024-07-26	102.99	103.06	-0.5%	-0.1%
31	2024-08-02	101.73	102.80	-1.2%	-1.0%
32	2024-08-09	103.48	104.83	1.7%	-1.3%
33	2024-08-16	102.08	103.95	-1.3%	-1.8%
Four week average		102.57	103.66	-	-1.1%

Source: Manitoba major processors.

AVERAGE WEIGHT OF HOGS PROCESSED BY MAJOR PROCESSORS WEEKLY



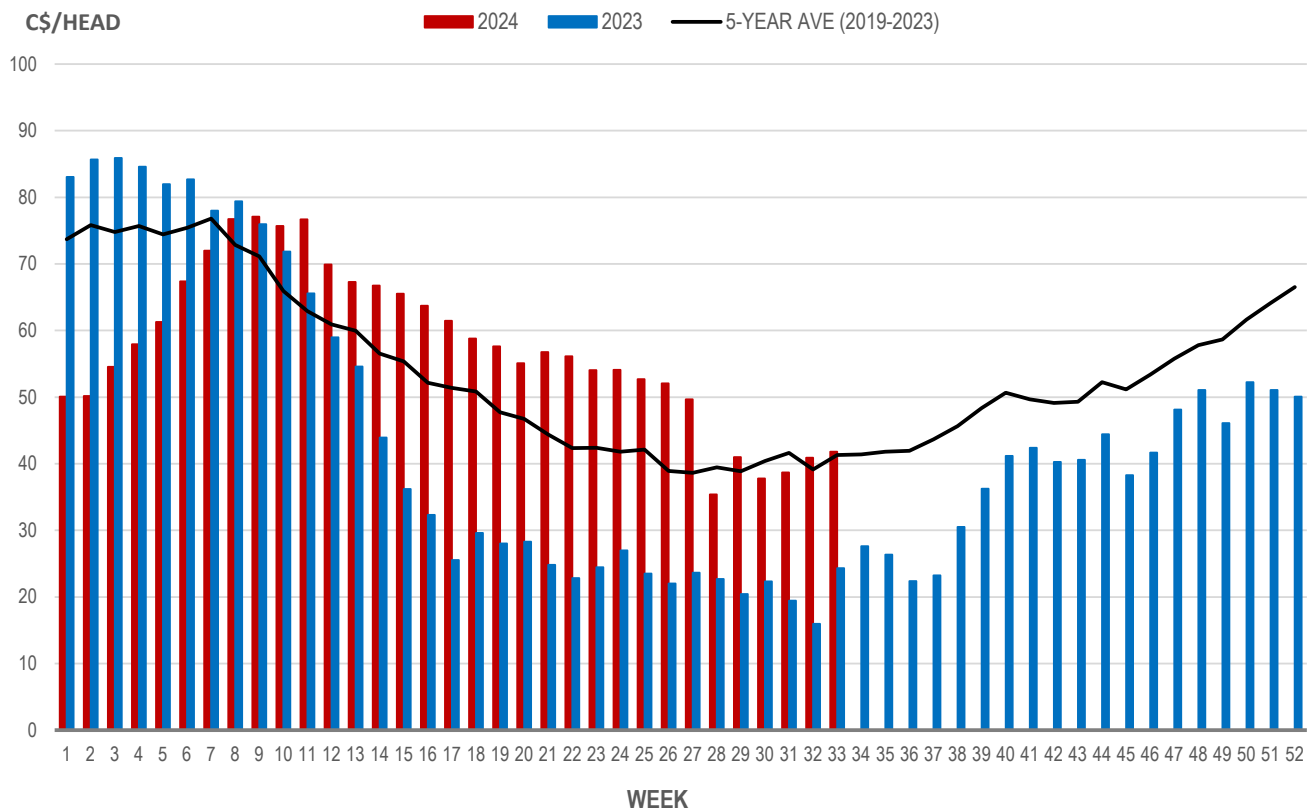
Source: Manitoba major processors

Weaning Pigs (U.S. Total Composite Weighted Average Price per Head)

	Formula and Cash Low, US\$/Head	Formula and Cash High, US\$/Head	Wtd Avg Price, US\$/Head	Wtd Avg Price, C\$/Head
Early Weaned (10-12 lb)	19.00	54.95	30.49	41.79
Feeder Pigs (40 lb)	40.00	56.00	47.66	65.33

Source: USDA, AMS

EARLY WEANED PIGS (U.S. TOTAL COMPOSITE WEIGHTED AVERAGE PRICE PER HEAD) WEEKLY



Source: USDA, AMS

Contact us

- www.manitoba.ca/agriculture/markets-and-statistics/
- Email us at industryintelligence@gov.mb.ca
- Follow us on X @MBGovAg

