

MANITOBA MARKETS

Hog Prices



July 16, 2024

[Click here for definitions of how data is collected and calculated.](#)

Exchange rates (Friday close)

1 US \$ = C \$1.3628

1 EURO = C \$1.4856

1 Yen = C \$0.00862

[Data source: Bank of Canada](#)

[Click to view the interactive hog dashboards for current and historical charts.](#)

Manitoba Weighted Average Carcass Prices (including premiums and discounts)

All In Weights C\$/100 kg

Week	Week ending date	2024	2023	Change from Previous Week	Change from Previous Year
25	2024-06-21	249.90	236.63	-0.6%	5.6%
26	2024-06-28	250.47	243.08	0.2%	3.0%
27	2024-07-05	243.61	252.67	-2.7%	-3.6%
28	2024-07-12	244.08	260.94	0.2%	-6.5%
Four week average		247.02	248.33	-	-0.5%

Source: Manitoba major processors.

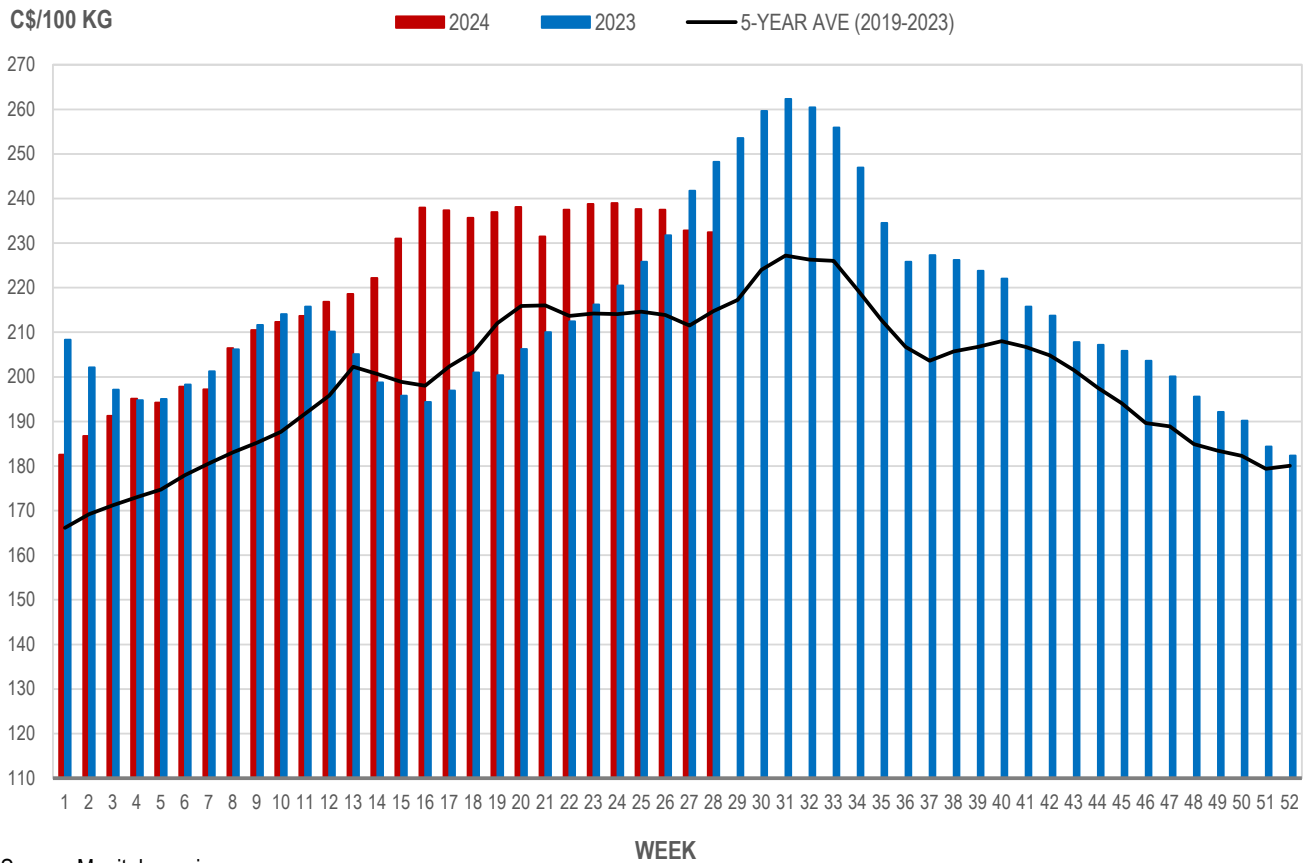


Index 100, C\$/100 kg

Week	Week ending date	2024	2023	Change from Previous Week	Change from Previous Year
25	2024-06-21	237.62	225.79	-0.6%	5.2%
26	2024-06-28	237.52	231.76	0.0%	2.5%
27	2024-07-05	232.81	241.75	-2.0%	-3.7%
28	2024-07-12	232.40	248.23	-0.2%	-6.4%
Four week average		235.09	236.88	-	-0.8%

Source: Manitoba major processors.

MANITOBA WEIGHTED AVERAGE INDEX 100 HOG PRICES WEEKLY



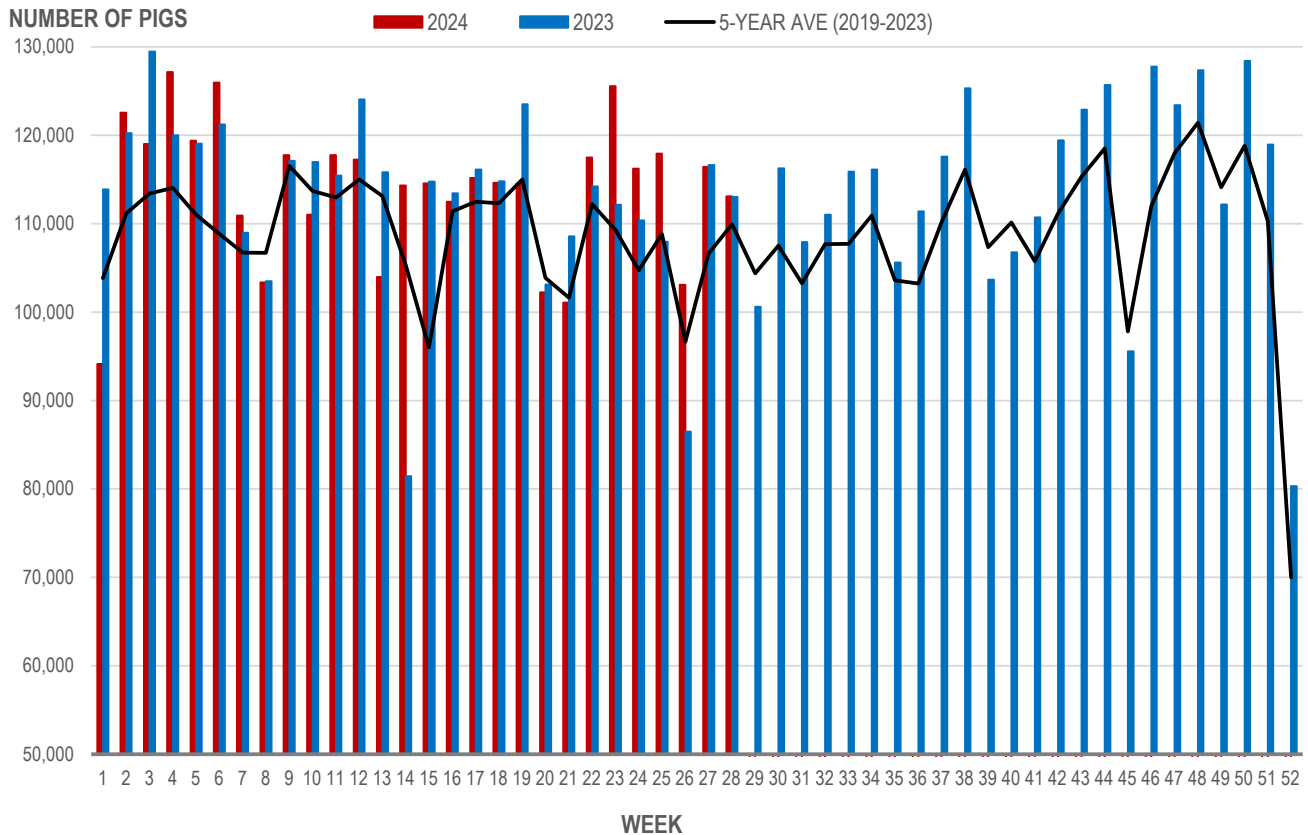
Source: Manitoba major processors

Number of Pigs Processed by Major Processors

Week	Week ending date	2024	2023	Change from Previous Week	Change from Previous Year
25	2024-06-21	117,939	107,972	1.5%	9.2%
26	2024-06-28	103,091	86,493	-12.6%	19.2%
27	2024-07-05	116,428	116,644	12.9%	-0.2%
28	2024-07-12	113,104	113,041	-2.9%	0.1%
Four week average		112,641	106,038	-	6.2%

Source: Manitoba major processors.

NUMBER OF PIGS PROCESSED BY MAJOR PROCESSORS WEEKLY



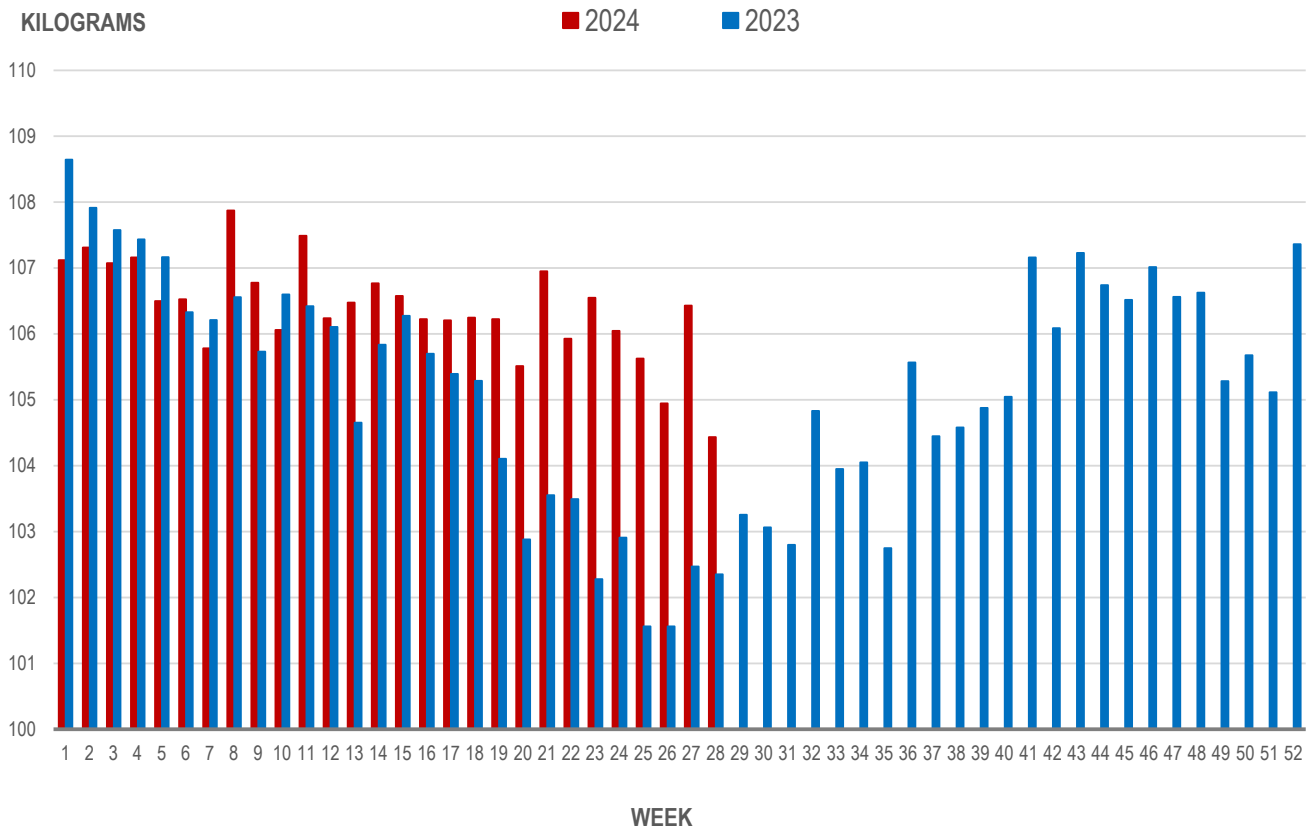
Source: Manitoba major processors

Average Weight of Hogs Processed by Major Processors, Kg

Week	Week ending date	2024	2023	Change from Previous Week	Change from Previous Year
25	2024-06-21	105.62	101.56	-0.4%	4.0%
26	2024-06-28	104.95	101.56	-0.6%	3.3%
27	2024-07-05	106.43	102.47	1.4%	3.9%
28	2024-07-12	104.43	102.35	-1.9%	2.0%
Four week average		105.36	101.99	-	3.3%

Source: Manitoba major processors.

AVERAGE WEIGHT OF HOGS PROCESSED BY MAJOR PROCESSORS WEEKLY



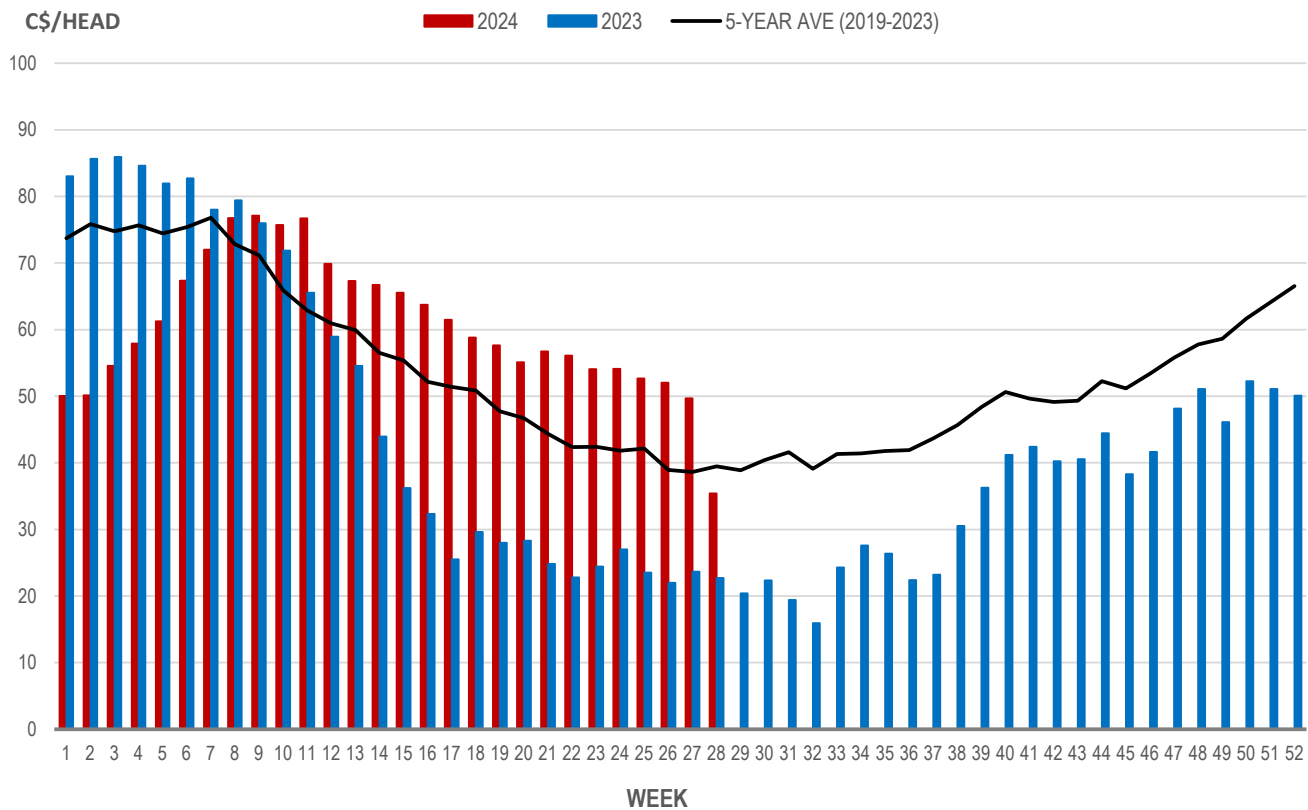
Source: Manitoba major processors

Weaning Pigs (U.S. Total Composite Weighted Average Price per Head)

	Formula and Cash Low, US\$/Head	Formula and Cash High, US\$/Head	Wtd Avg Price, US\$/Head	Wtd Avg Price, C\$/Head
Early Weaned (10-12 lb)	7.00	38.98	25.97	35.39
Feeder Pigs (40 lb)	37.00	50.00	45.43	61.91

Source: USDA, AMS

EARLY WEANED PIGS (U.S. TOTAL COMPOSITE WEIGHTED AVERAGE PRICE PER HEAD) WEEKLY



Source: USDA, AMS

Contact us

- www.manitoba.ca/agriculture/markets-and-statistics/
- Email us at industryintelligence@gov.mb.ca
- Follow us on X @MBGovAg

