

MANITOBA MARKETS

Hog Prices



March 19, 2024

[Click here for definitions of how data is collected and calculated.](#)

Exchange rates (Friday close)

1 US \$ = C \$1.3533

1 EURO = C \$1.4735

1 Yen = C \$0.00908

[Data source: Bank of Canada](#)

[Click to view the interactive hog dashboards for current and historical charts.](#)

Manitoba Weighted Average Carcass Prices (including premiums and discounts)

All In Weights C\$/100 kg

Week	Week ending date	2024	2023	Change from Previous Week	Change from Previous Year
8	2024-02-23	216.35	216.21	3.9%	0.1%
9	2024-03-01	221.29	222.09	2.3%	-0.4%
10	2024-03-08	222.58	224.96	0.6%	-1.1%
11	2024-03-15	224.74	226.55	1.0%	-0.8%
Four week average		221.24	222.45	-	-0.5%

Source: Manitoba major processors.

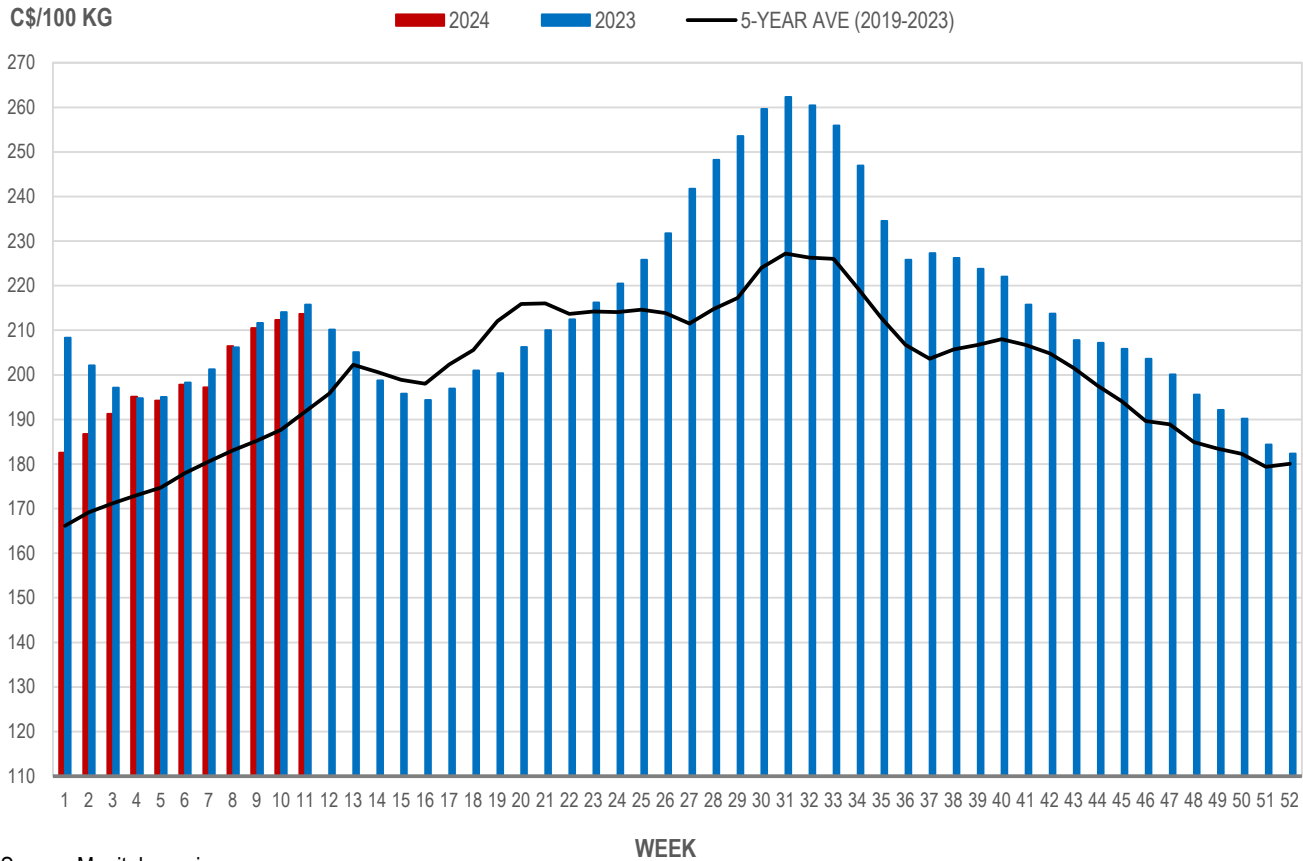


Index 100, C\$/100 kg

Week	Week ending date	2024	2023	Change from Previous Week	Change from Previous Year
8	2024-02-23	206.46	206.21	4.7%	0.1%
9	2024-03-01	210.51	211.67	2.0%	-0.5%
10	2024-03-08	212.34	214.10	0.9%	-0.8%
11	2024-03-15	213.66	215.78	0.6%	-1.0%
Four week average		210.74	211.94	-	-0.6%

Source: Manitoba major processors.

MANITOBA WEIGHTED AVERAGE INDEX 100 HOG PRICES WEEKLY



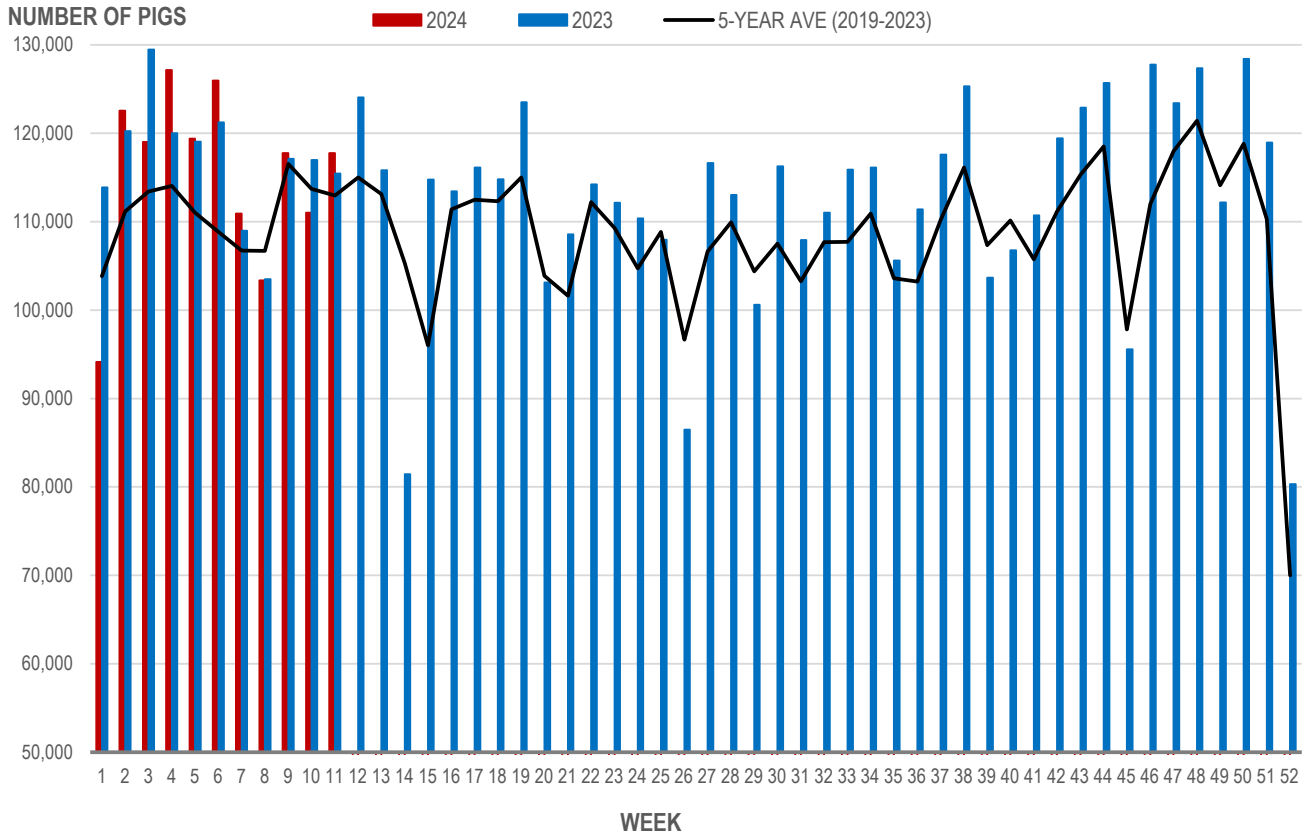
Source: Manitoba major processors

Number of Pigs Processed by Major Processors

Week	Week ending date	2024	2023	Change from Previous Week	Change from Previous Year
8	2024-02-23	103,375	103,505	-6.8%	-0.1%
9	2024-03-01	117,744	117,124	13.9%	0.5%
10	2024-03-08	111,012	116,982	-5.7%	-5.1%
11	2024-03-15	117,758	115,447	6.1%	2.0%
Four week average		112,472	113,265	-	-0.7%

Source: Manitoba major processors.

NUMBER OF PIGS PROCESSED BY MAJOR PROCESSORS WEEKLY



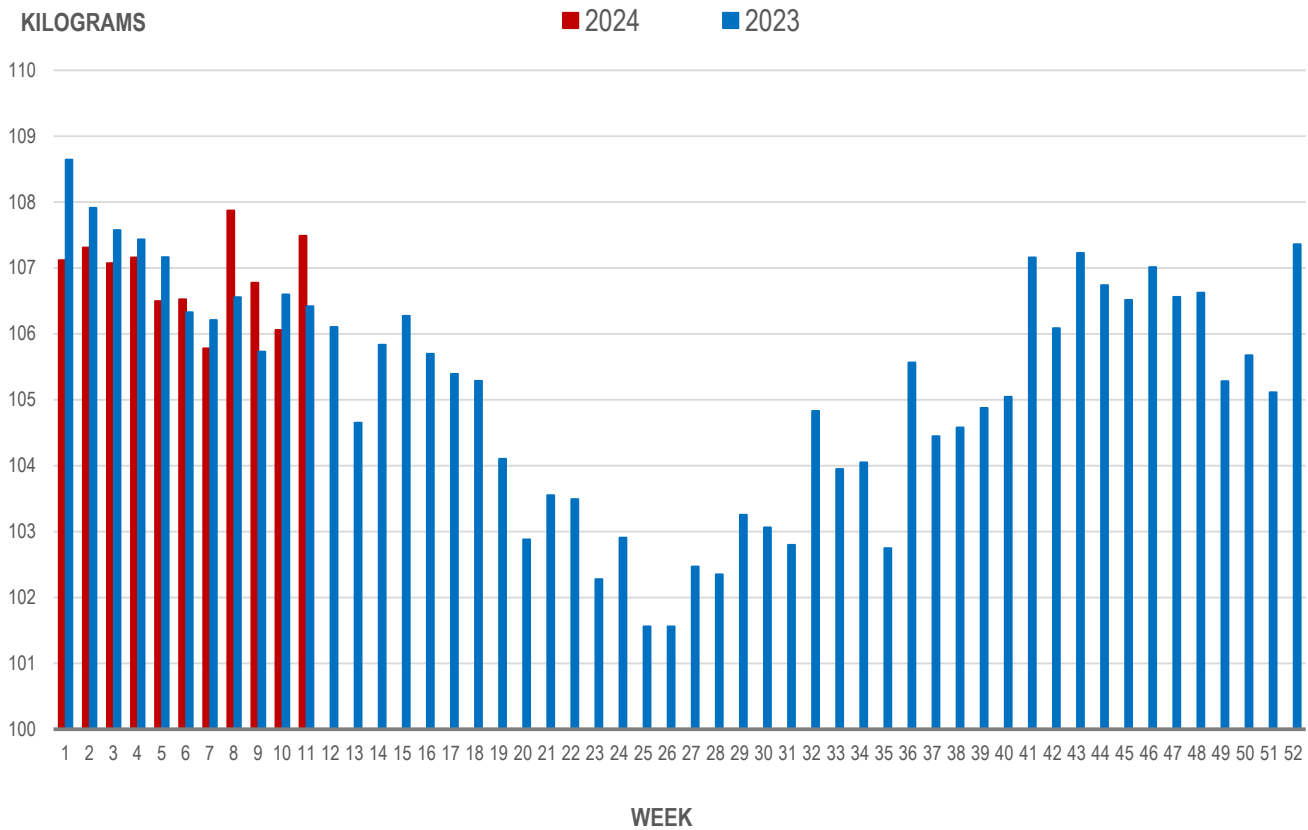
Source: Manitoba major processors

Average Weight of Hogs Processed by Major Processors, Kg

Week	Week ending date	2024	2023	Change from Previous Week	Change from Previous Year
8	2024-02-23	107.87	106.56	2.0%	1.2%
9	2024-03-01	106.78	105.73	-1.0%	1.0%
10	2024-03-08	106.06	106.60	-0.7%	-0.5%
11	2024-03-15	107.49	106.42	1.3%	1.0%
Four week average		107.05	106.33	-	0.7%

Source: Manitoba major processors.

AVERAGE WEIGHT OF HOGS PROCESSED BY MAJOR PROCESSORS WEEKLY



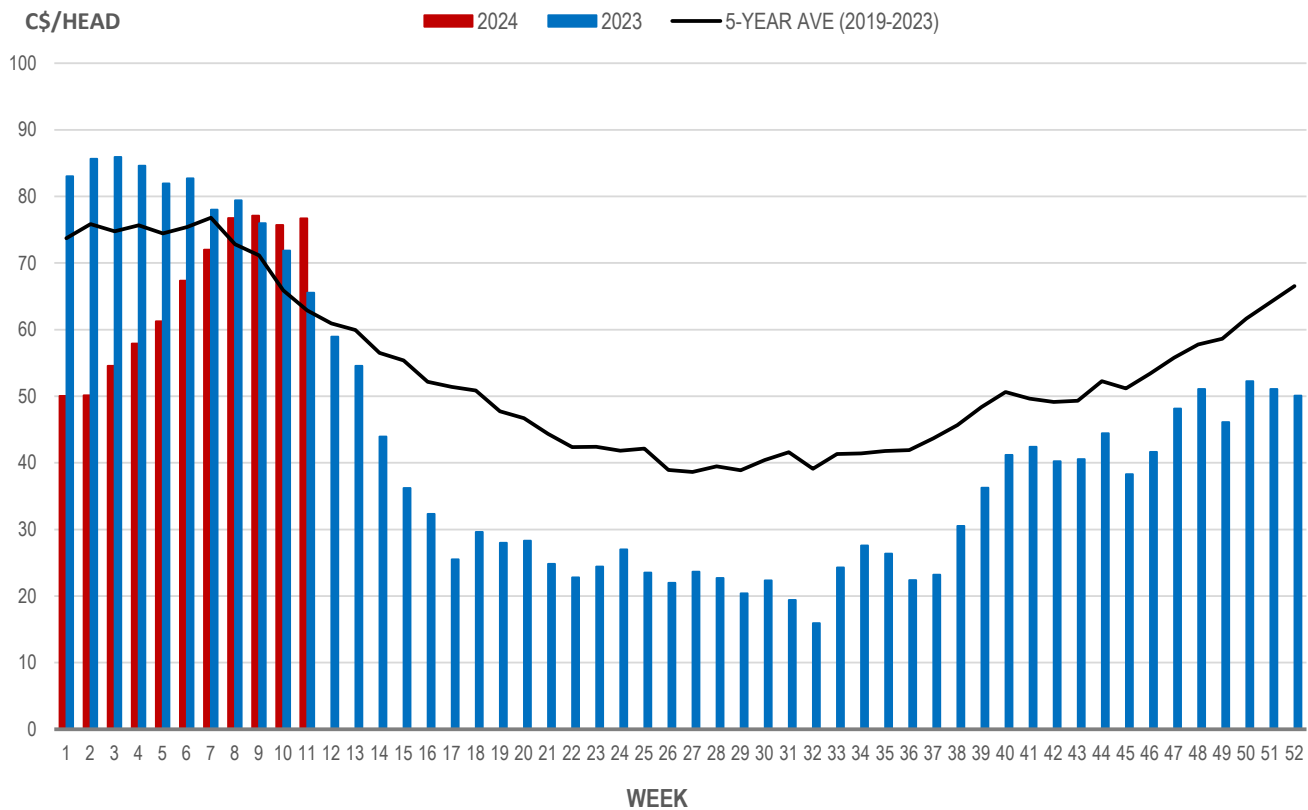
Source: Manitoba major processors

Weaning Pigs (U.S. Total Composite Weighted Average Price per Head)

	Formula and Cash Low, US\$/Head	Formula and Cash High, US\$/Head	Wtd Avg Price, US\$/Head	Wtd Avg Price, C\$/Head
Early Weaned (10-12 lb)	40.50	63.16	56.68	76.71
Feeder Pigs (40 lb)	80.00	101.00	92.68	125.42

Source: USDA, AMS

EARLY WEANED PIGS (U.S. TOTAL COMPOSITE WEIGHTED AVERAGE PRICE PER HEAD) WEEKLY



Source: USDA, AMS

Contact us

Go to manitoba.ca/agriculture and click on Markets and Statistics

Email us at industryintelligence@gov.mb.ca

Follow us on Twitter @MBGovAg