

MANITOBA MARKETS

# Hog Prices



January 16, 2024

[Click here for definitions of how data is collected and calculated.](#)

## Exchange rates (Friday close)

1 US \$ = C \$1.3387

1 EURO = C \$1.4673

1 Yen = C \$0.00924

[Data source: Bank of Canada](#)

[Click to view the interactive hog dashboards for current and historical charts.](#)

## Manitoba Weighted Average Carcass Prices (including premiums and discounts)

### All In Weights C\$/100 kg

Week	Week ending date	2024	2023	Change from Previous Week	Change from Previous Year
51	2023-12-22	193.91	215.39	-2.6%	-10.0%
52	2023-12-29	190.69	225.88	-1.7%	-15.6%
1	2024-01-05	192.01	217.00	0.7%	-11.5%
2	2024-01-12	195.75	212.43	1.9%	-7.8%
<b>Four week average</b>		<b>193.09</b>	<b>217.67</b>	<b>-</b>	<b>-11.3%</b>

Source: Manitoba major processors.

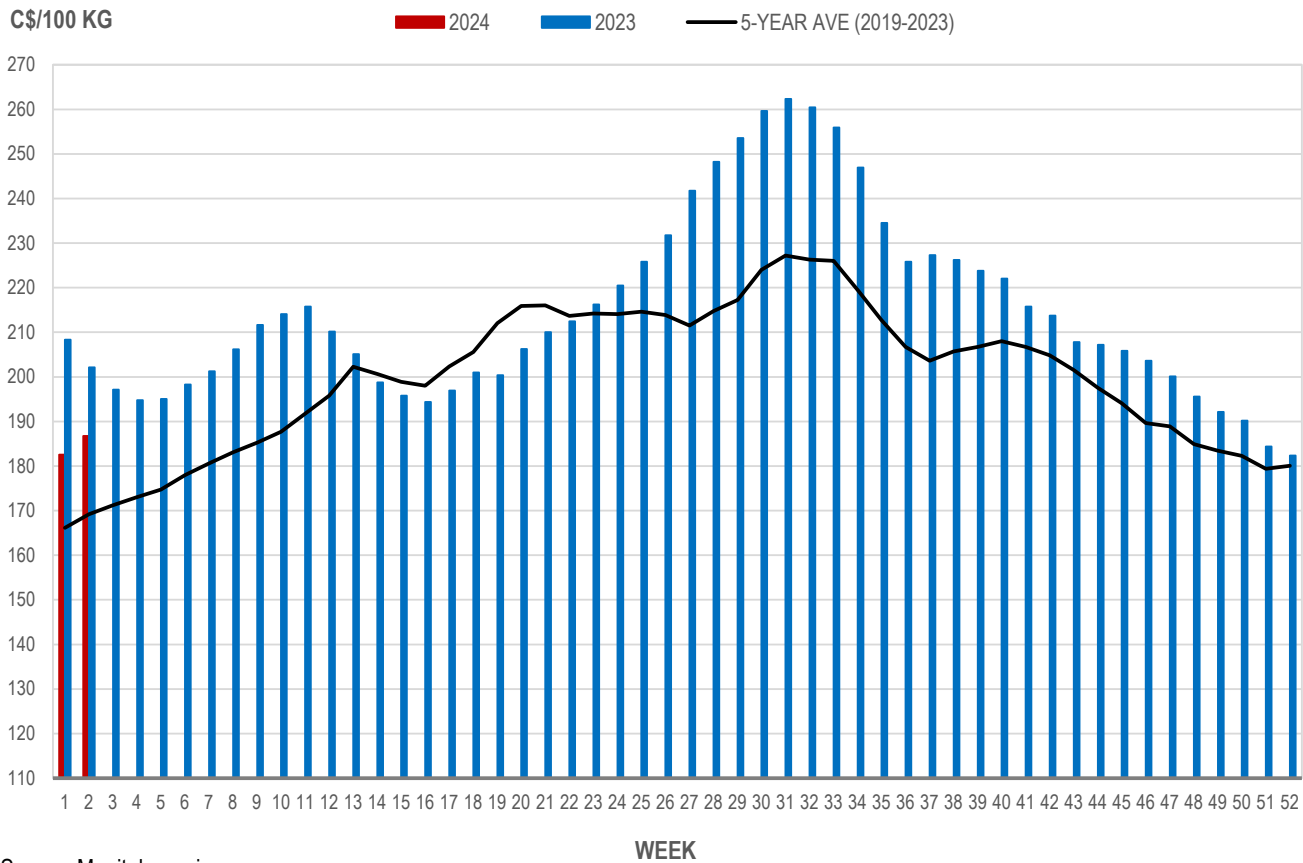


## Index 100, C\$/100 kg

Week	Week ending date	2024	2023	Change from Previous Week	Change from Previous Year
51	2023-12-22	184.37	204.10	-3.0%	-9.7%
52	2023-12-29	182.37	214.53	-1.1%	-15.0%
1	2024-01-05	182.56	208.33	0.1%	-12.4%
2	2024-01-12	186.75	202.14	2.3%	-7.6%
<b>Four week average</b>		<b>184.01</b>	<b>207.28</b>	<b>-</b>	<b>-11.2%</b>

Source: Manitoba major processors.

## MANITOBA WEIGHTED AVERAGE INDEX 100 HOG PRICES WEEKLY



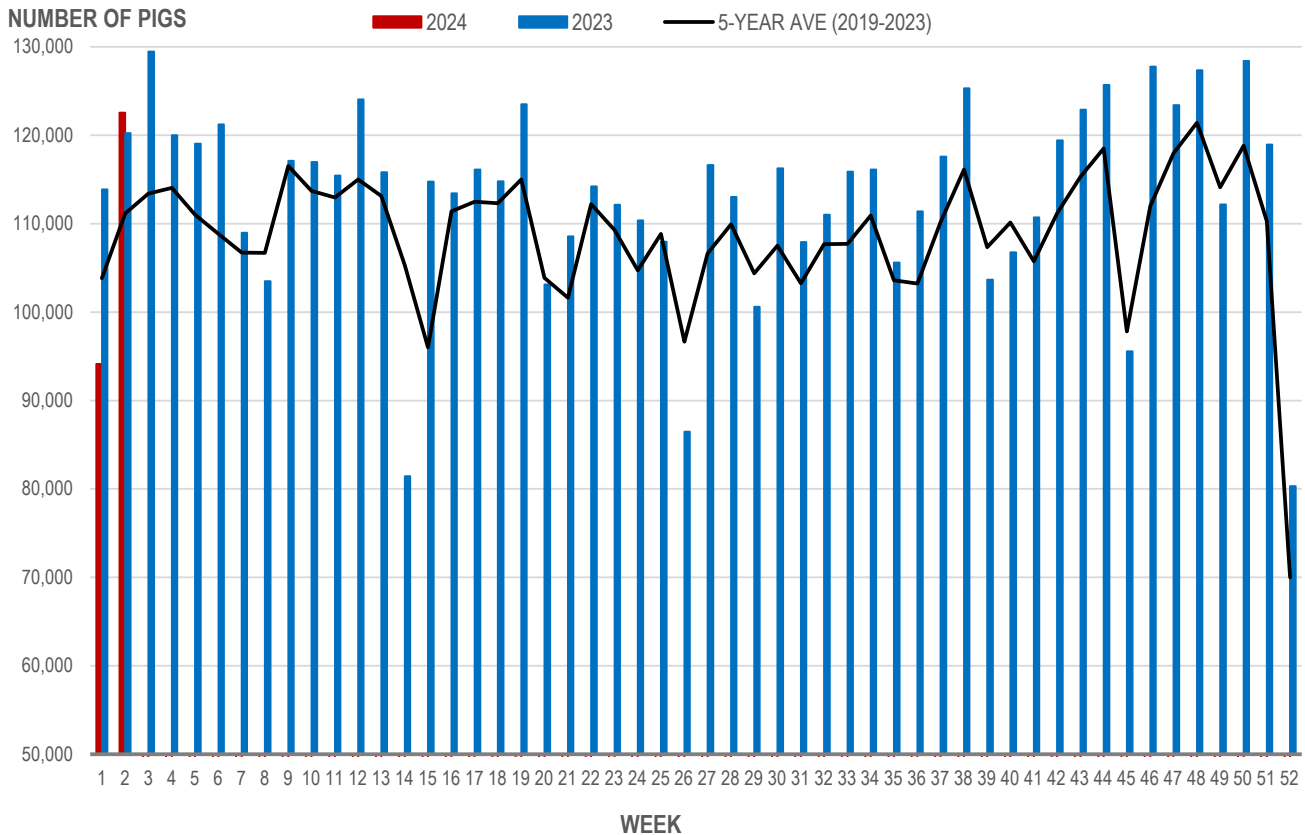
Source: Manitoba major processors

## Number of Pigs Processed by Major Processors

Week	Week ending date	2024	2023	Change from Previous Week	Change from Previous Year
51	2023-12-22	118,950	108,627	-7.4%	9.5%
52	2023-12-29	80,331	68,006	-32.5%	18.1%
1	2024-01-05	94,153	113,896	17.2%	-17.3%
2	2024-01-12	122,562	120,258	30.2%	1.9%
<b>Four week average</b>		<b>103,999</b>	<b>102,697</b>	<b>-</b>	<b>1.3%</b>

Source: Manitoba major processors.

### NUMBER OF PIGS PROCESSED BY MAJOR PROCESSORS WEEKLY



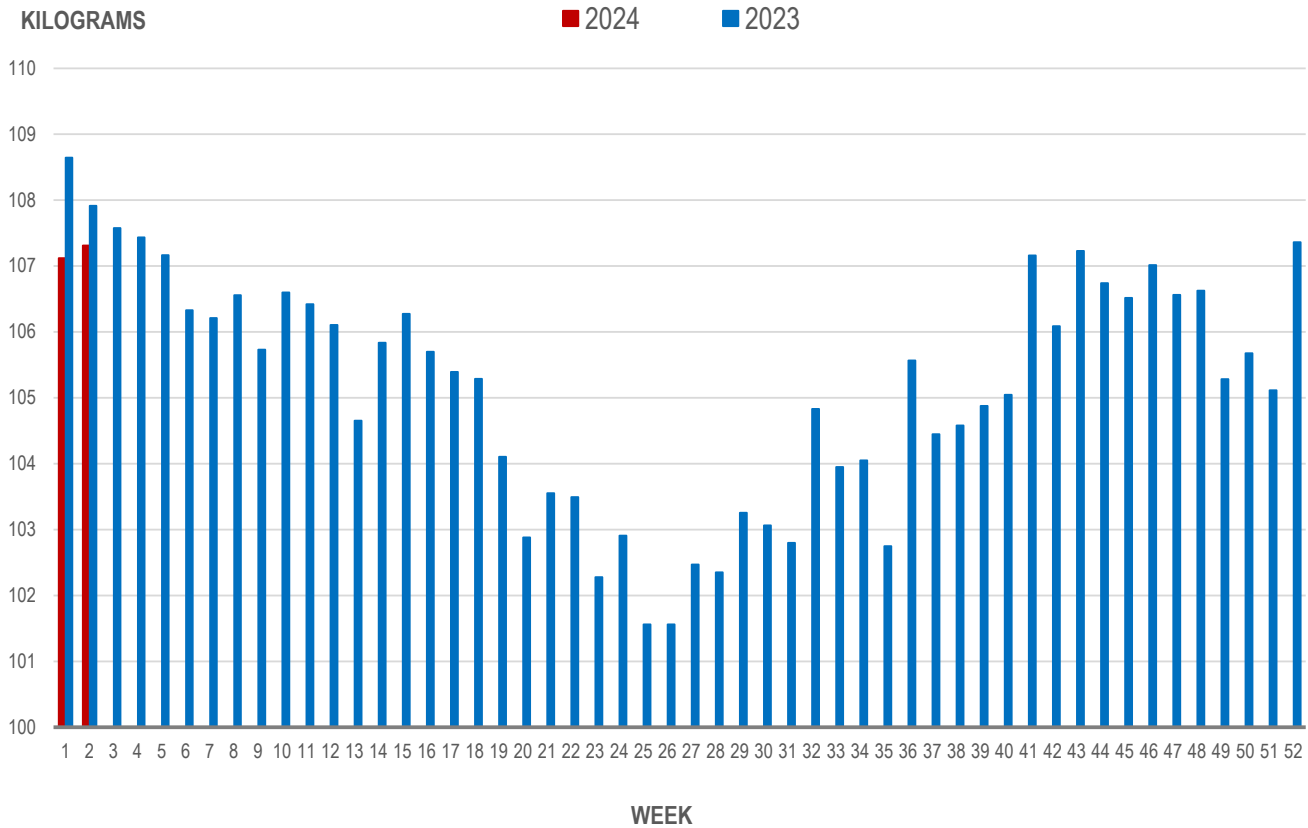
Source: Manitoba major processors

## Average Weight of Hogs Processed by Major Processors, Kg

Week	Week ending date	2024	2023	Change from Previous Week	Change from Previous Year
51	2023-12-22	105.12	103.69	-0.5%	1.4%
52	2023-12-29	107.36	106.91	2.1%	0.4%
1	2024-01-05	107.12	108.64	-0.2%	-1.4%
2	2024-01-12	107.31	107.91	0.2%	-0.6%
<b>Four week average</b>		<b>106.73</b>	<b>106.79</b>	<b>-</b>	<b>0.0%</b>

Source: Manitoba major processors.

### AVERAGE WEIGHT OF HOGS PROCESSED BY MAJOR PROCESSORS WEEKLY



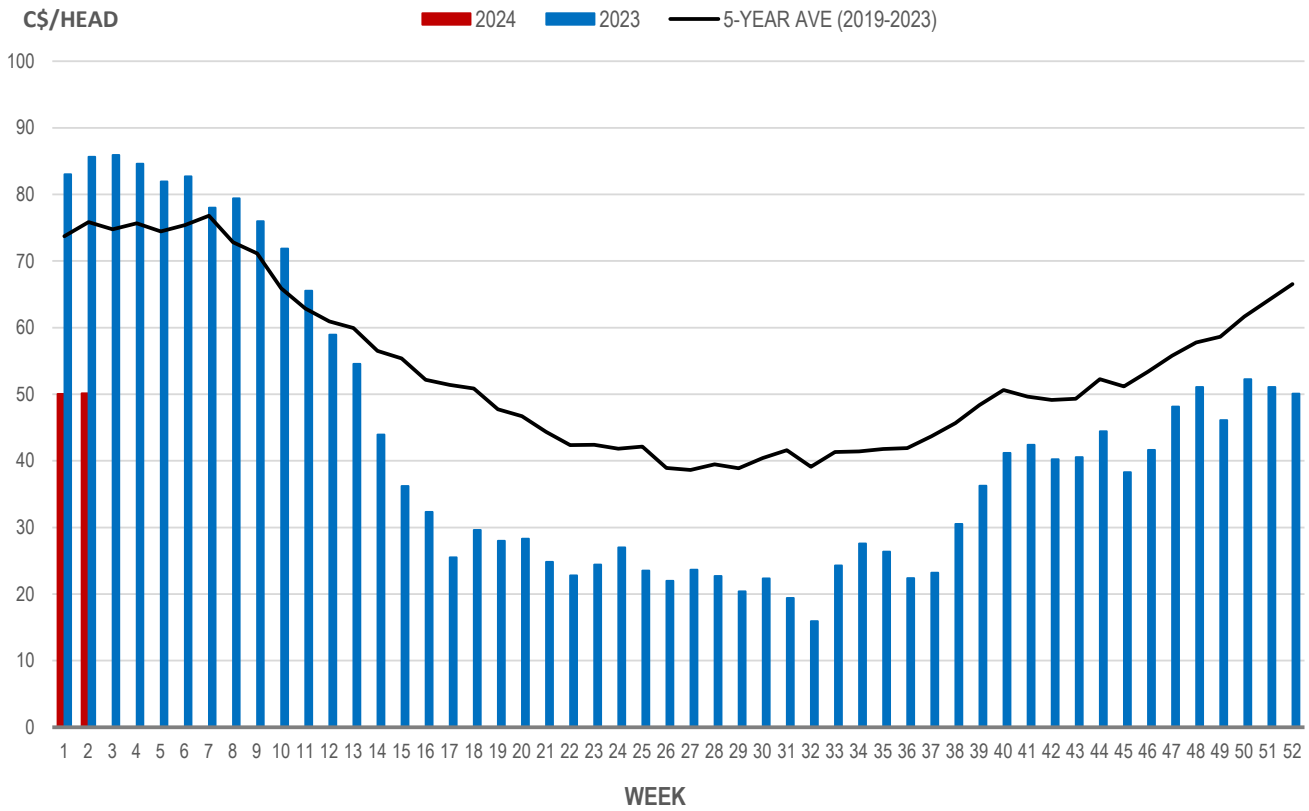
Source: Manitoba major processors

## Weaning Pigs (U.S. Total Composite Weighted Average Price per Head)

	Formula and Cash Low, US\$/Head	Formula and Cash High, US\$/Head	Wtd Avg Price, US\$/Head	Wtd Avg Price, C\$/Head
Early Weaned (10-12 lb)	11.00	53.93	37.46	50.15
Feeder Pigs (40 lb)	36.00	57.00	49.56	66.35

Source: USDA, AMS

### EARLY WEANED PIGS (U.S. TOTAL COMPOSITE WEIGHTED AVERAGE PRICE PER HEAD) WEEKLY



Source: USDA, AMS

### Contact us

Go to [manitoba.ca/agriculture](https://manitoba.ca/agriculture) and click on Markets and Statistics

Email us at [industryintelligence@gov.mb.ca](mailto:industryintelligence@gov.mb.ca)

Follow us on Twitter @MBGovAg