

MANITOBA MARKETS

Hog Prices



August 15, 2023

[Click here for definitions of how data is collected and calculated.](#)

Exchange rates (Friday close)

1 US \$ = C \$1.3443

1 EURO = C \$1.4734

1 Yen = C \$0.00928

[Data source: Bank of Canada](#)

[Click to view the interactive hog dashboards for current and historical charts.](#)

Manitoba Weighted Average Carcass Prices (including premiums and discounts)

All In Weights C\$/100 kg

Week	Week ending date	2023	2022	Change from Previous Week	Change from Previous Year
29	2023-07-21	265.33	277.50	1.7%	-4.4%
30	2023-07-28	272.88	289.75	2.8%	-5.8%
31	2023-08-04	276.67	292.21	1.4%	-5.3%
32	2023-08-11	271.59	292.67	-1.8%	-7.2%
Four week average		271.62	288.03	-	-5.7%

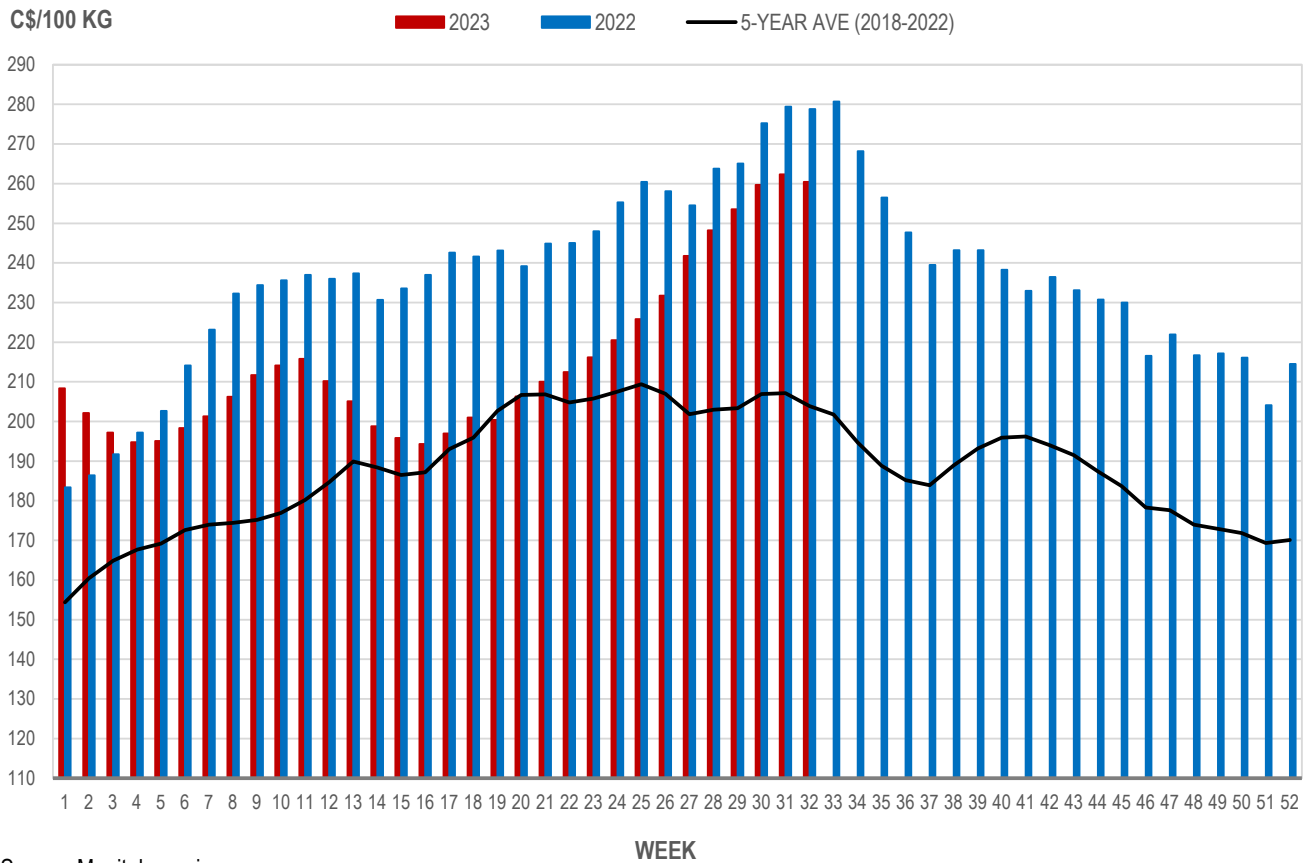
Source: Manitoba major processors.

Index 100, C\$/100 kg

Week	Week ending date	2023	2022	Change from Previous Week	Change from Previous Year
29	2023-07-21	253.53	265.09	2.1%	-4.4%
30	2023-07-28	259.65	275.22	2.4%	-5.7%
31	2023-08-04	262.32	279.43	1.0%	-6.1%
32	2023-08-11	260.43	278.83	-0.7%	-6.6%
Four week average		258.98	274.65	-	-5.7%

Source: Manitoba major processors.

MANITOBA WEIGHTED AVERAGE INDEX 100 HOG PRICES WEEKLY



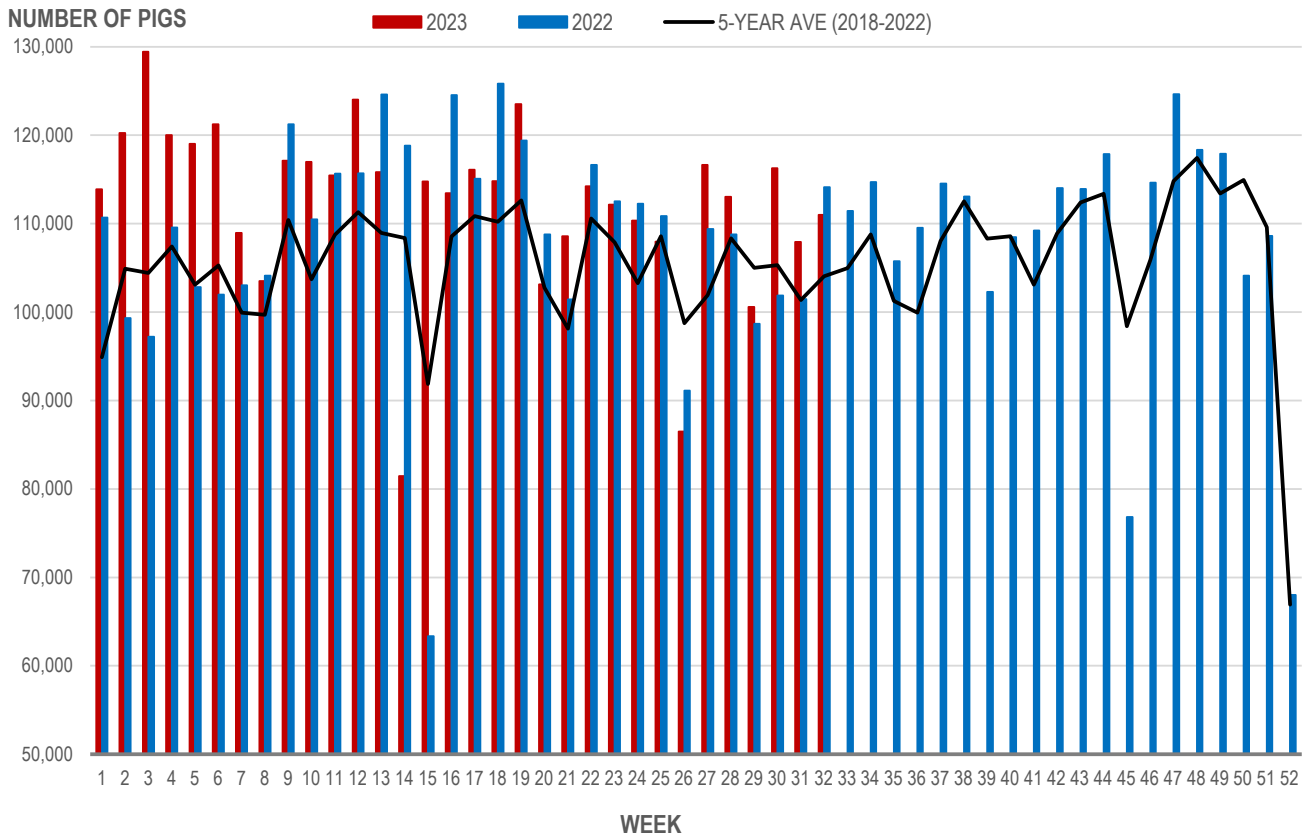
Source: Manitoba major processors

Number of Pigs Processed by Major Processors

Week	Week ending date	2023	2022	Change from Previous Week	Change from Previous Year
29	2023-07-21	100,590	98,673	-11.0%	1.9%
30	2023-07-28	116,259	101,873	15.6%	14.1%
31	2023-08-04	107,925	101,472	-7.2%	6.4%
32	2023-08-11	111,014	114,119	2.9%	-2.7%
Four week average		108,947	104,034	-	4.7%

Source: Manitoba major processors.

NUMBER OF PIGS PROCESSED BY MAJOR PROCESSORS WEEKLY



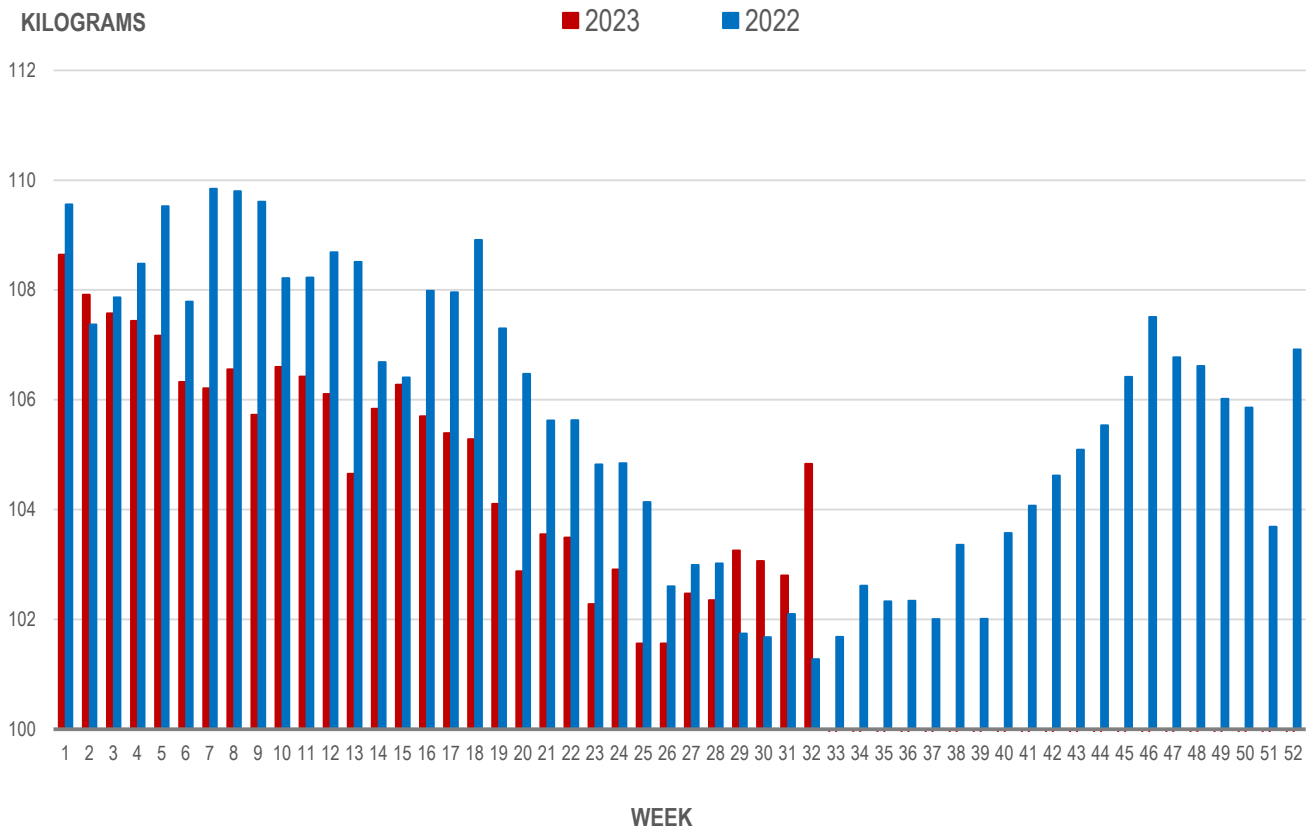
Source: Manitoba major processors

Average Weight of Hogs Processed by Major Processors, Kg

Week	Week ending date	2023	2022	Change from Previous Week	Change from Previous Year
29	2023-07-21	103.26	101.74	0.9%	1.5%
30	2023-07-28	103.06	101.68	-0.2%	1.4%
31	2023-08-04	102.80	102.10	-0.3%	0.7%
32	2023-08-11	104.83	101.28	2.0%	3.5%
Four week average		103.49	101.70	-	1.8%

Source: Manitoba major processors.

AVERAGE WEIGHT OF HOGS PROCESSED BY MAJOR PROCESSORS WEEKLY



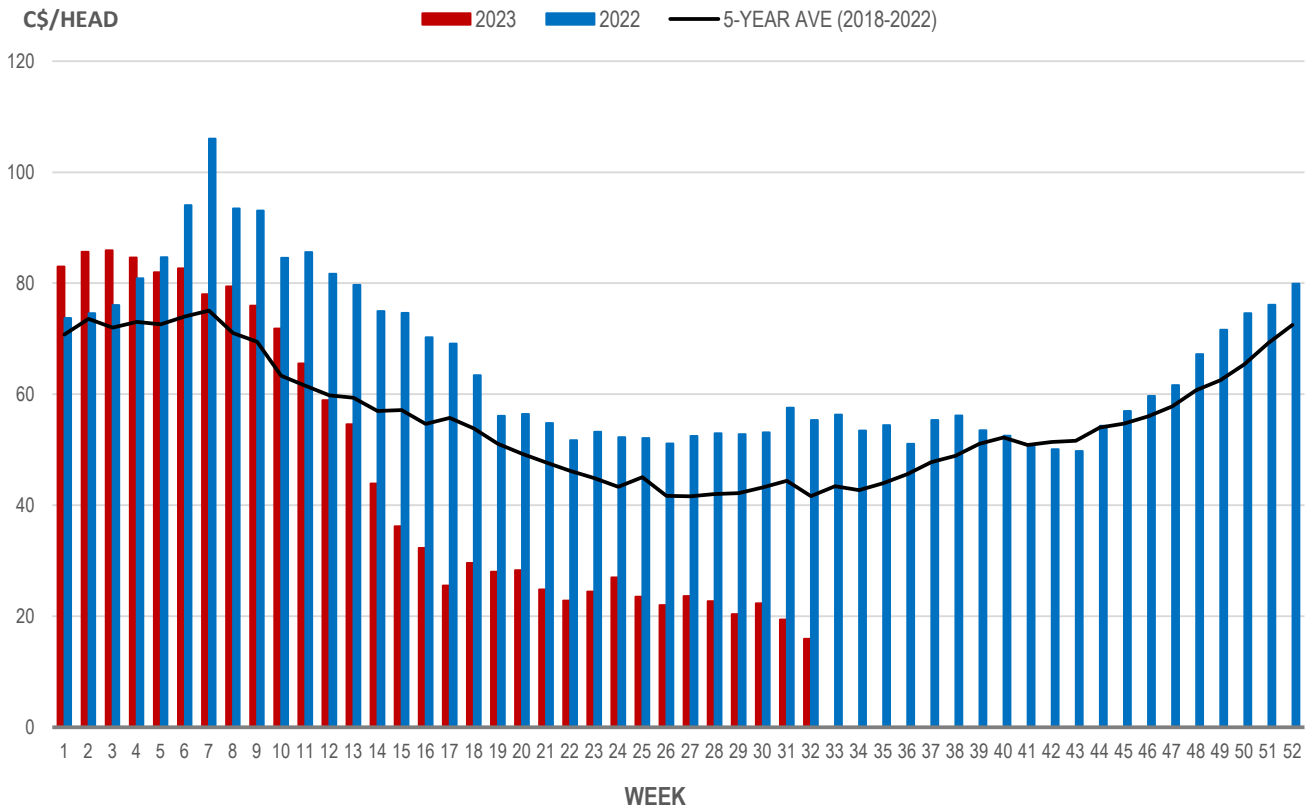
Source: Manitoba major processors

Weaning Pigs (U.S. Total Composite Weighted Average Price per Head)

	Formula and Cash Low, US\$/Head	Formula and Cash High, US\$/Head	Wtd Avg Price, US\$/Head	Wtd Avg Price, C\$/Head
Early Weaned (10-12 lb)	6.00	28.50	11.86	15.94
Feeder Pigs (40 lb)	21.00	45.00	30.78	41.38

Source: USDA, AMS

EARLY WEANED PIGS (U.S. TOTAL COMPOSITE WEIGHTED AVERAGE PRICE PER HEAD) WEEKLY



Source: USDA, AMS

Contact us

Go to manitoba.ca/agriculture and click on Markets and Statistics

Email us at industryintelligence@gov.mb.ca

Follow us on Twitter @MBGovAg