

MANITOBA MARKETS

Hog Prices



May 30, 2023

[Click here for definitions of how data is collected and calculated.](#)

Exchange rates (Friday close)

1 US \$ = C \$1.3623

1 EURO = C \$1.4612

1 Yen = C \$0.00970

[Data source: Bank of Canada](#)

[Click to view the interactive hog dashboards for current and historical charts.](#)

Manitoba Weighted Average Carcass Prices (including premiums and discounts)

All In Weights C\$/100 kg

Week	Week ending date	2023	2022	Change from Previous Week	Change from Previous Year
18	2023-05-05	211.30	252.60	2.1%	-16.4%
19	2023-05-12	209.64	255.27	-0.8%	-17.9%
20	2023-05-19	217.25	252.37	3.6%	-13.9%
21	2023-05-26	218.57	256.18	0.6%	-14.7%
Four week average		214.19	254.10	-	-15.7%

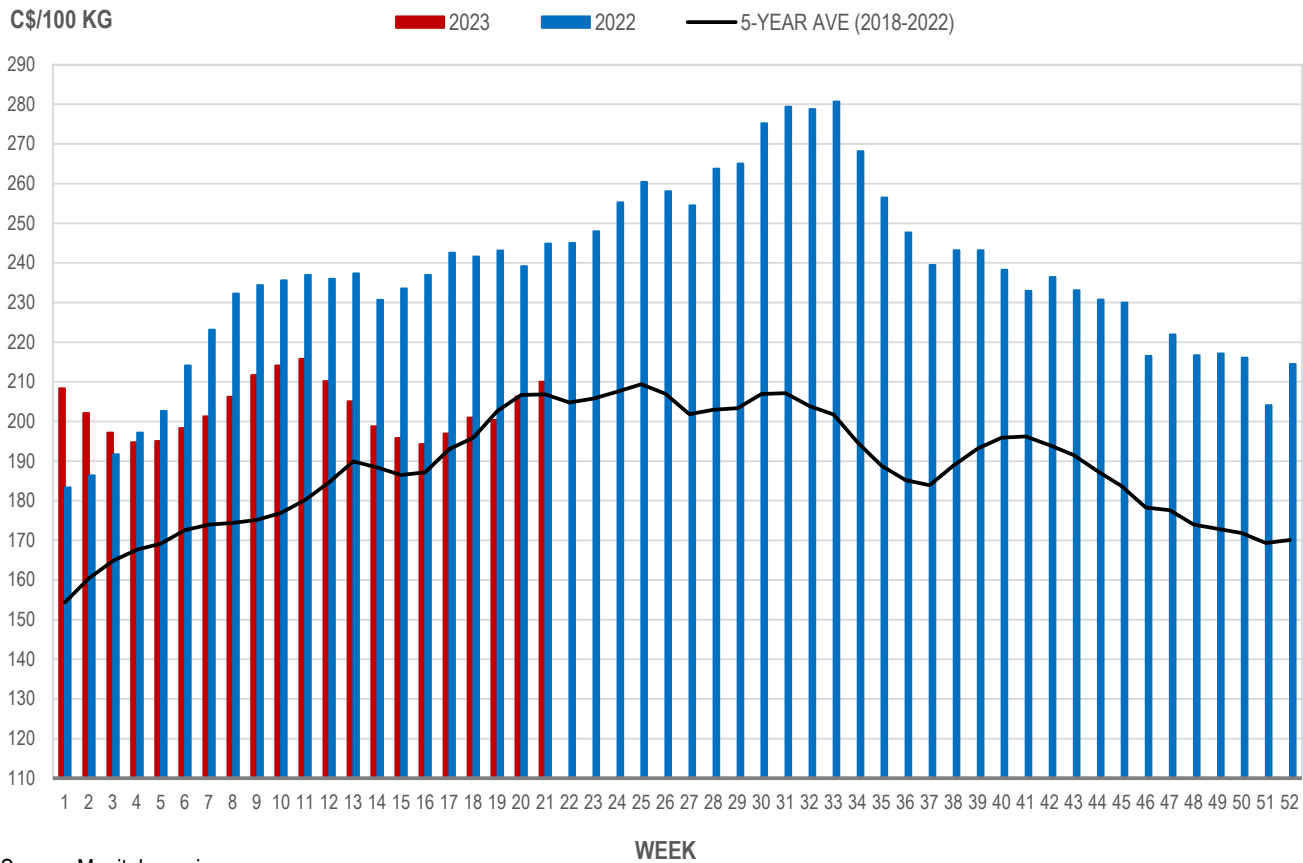
Source: Manitoba major processors.

Index 100, C\$/100 kg

Week	Week ending date	2023	2022	Change from Previous Week	Change from Previous Year
18	2023-05-05	201.01	241.62	2.1%	-16.8%
19	2023-05-12	200.41	243.17	-0.3%	-17.6%
20	2023-05-19	206.27	239.17	2.9%	-13.8%
21	2023-05-26	210.05	244.85	1.8%	-14.2%
Four week average		204.43	242.20	-	-15.6%

Source: Manitoba major processors.

MANITOBA WEIGHTED AVERAGE INDEX 100 HOG PRICES WEEKLY



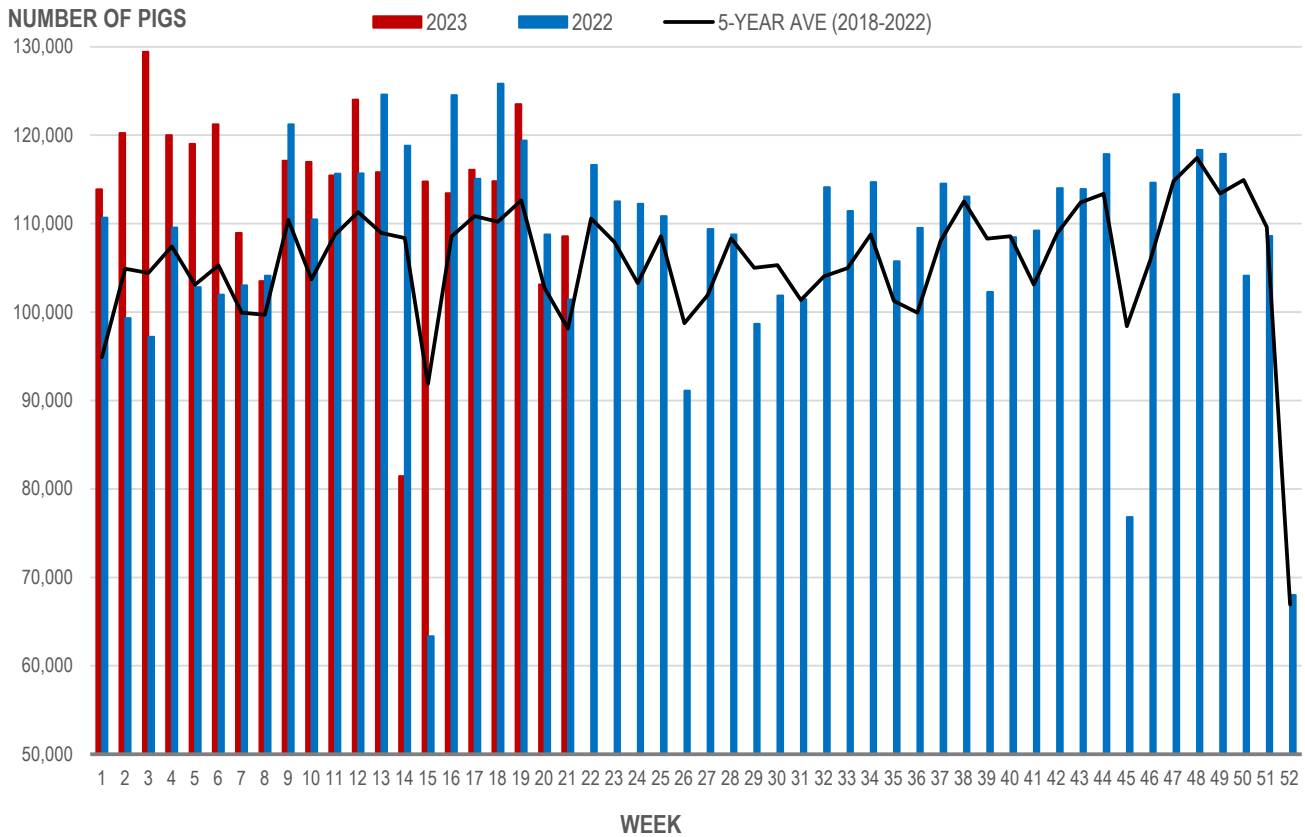
Source: Manitoba major processors

Number of Pigs Processed by Major Processors

Week	Week ending date	2023	2022	Change from Previous Week	Change from Previous Year
18	2023-05-05	114,799	125,833	-1.1%	-8.8%
19	2023-05-12	123,524	119,405	7.6%	3.4%
20	2023-05-19	103,123	108,796	-16.5%	-5.2%
21	2023-05-26	108,566	101,451	5.3%	7.0%
Four week average		112,503	113,871	-	-1.2%

Source: Manitoba major processors.

NUMBER OF PIGS PROCESSED BY MAJOR PROCESSORS WEEKLY



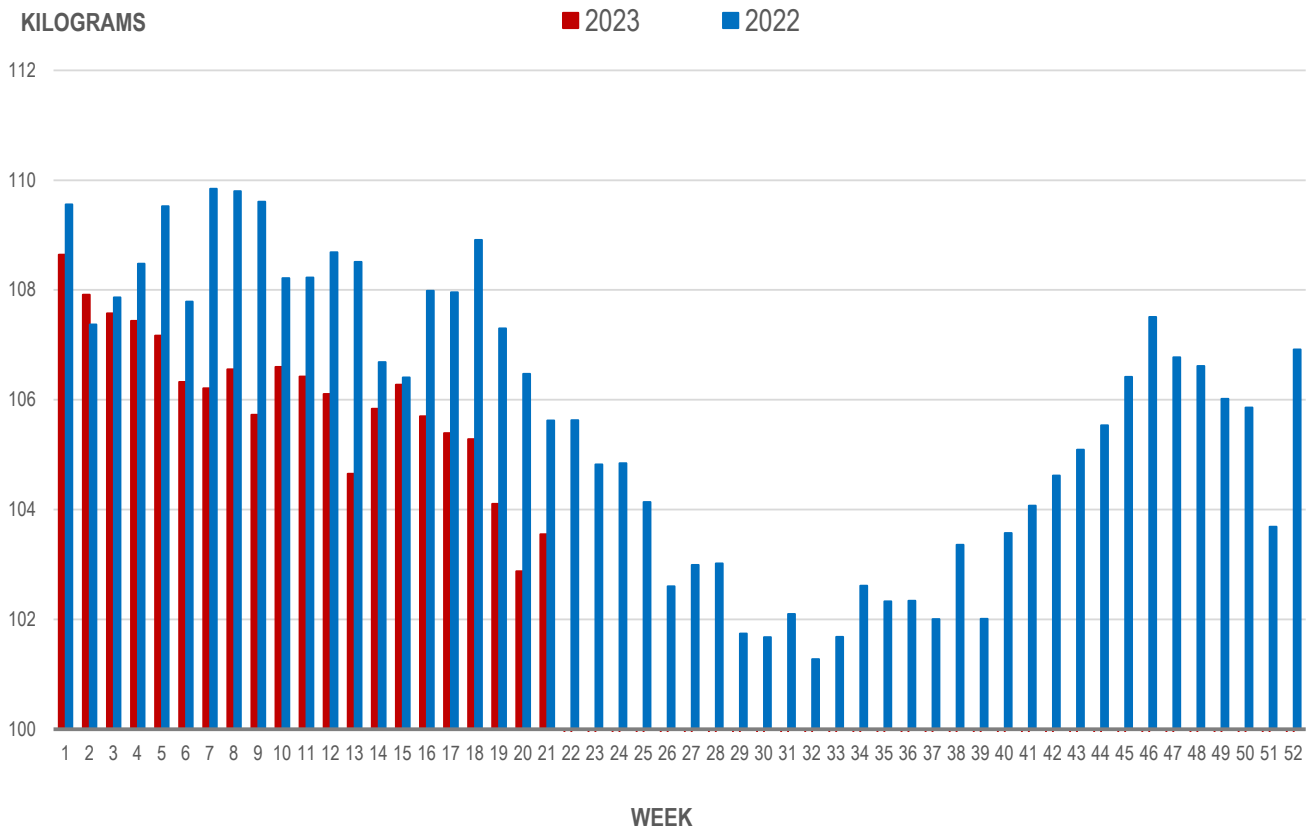
Source: Manitoba major processors

Average Weight of Hogs Processed by Major Processors, Kg

Week	Week ending date	2023	2022	Change from Previous Week	Change from Previous Year
18	2023-05-05	105.29	108.91	-0.1%	-3.3%
19	2023-05-12	104.10	107.30	-1.1%	-3.0%
20	2023-05-19	102.88	106.47	-1.2%	-3.4%
21	2023-05-26	103.55	105.62	0.7%	-2.0%
Four week average		103.96	107.08	-	-2.9%

Source: Manitoba major processors.

AVERAGE WEIGHT OF HOGS PROCESSED BY MAJOR PROCESSORS WEEKLY



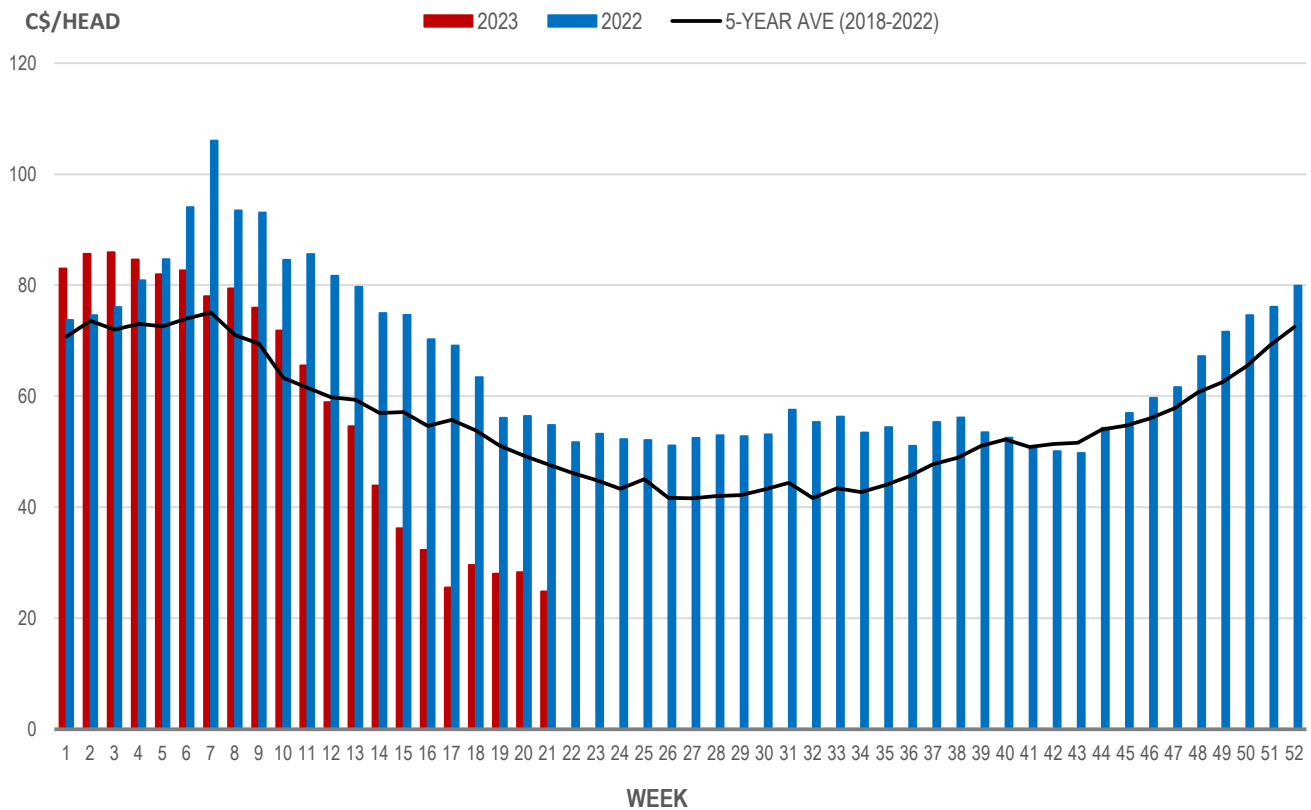
Source: Manitoba major processors

Weaning Pigs (U.S. Total Composite Weighted Average Price per Head)

	Formula and Cash Low, US\$/Head	Formula and Cash High, US\$/Head	Wtd Avg Price, US\$/Head	Wtd Avg Price, C\$/Head
Early Weaned (10-12 lb)	2.00	50.27	18.22	24.82
Feeder Pigs (40 lb)	40.00	49.00	44.18	60.19

Source: USDA, AMS

EARLY WEANED PIGS (U.S. TOTAL COMPOSITE WEIGHTED AVERAGE PRICE PER HEAD) WEEKLY



Source: USDA, AMS

Contact us

Go to manitoba.ca/agriculture and click on Markets and Statistics

Email us at industryintelligence@gov.mb.ca

Follow us on Twitter @MBGovAg