

MANITOBA MARKETS

Hog Prices



February 21, 2023

[Click here for definitions of how data is collected and calculated.](#)

Exchange rates (Friday close)

1 US \$ = C \$1.3487

1 EURO = C \$1.4393

1 Yen = C \$0.01004

[Data source: Bank of Canada](#)

[Click to view the interactive hog dashboards for current and historical charts.](#)

Manitoba Weighted Average Carcass Prices (including premiums and discounts)

All In Weights C\$/100 kg

Week	Week ending date	2023	2022	Change from Previous Week	Change from Previous Year
4	2023-01-27	204.73	207.10	-0.7%	-1.1%
5	2023-02-03	205.10	211.53	0.2%	-3.0%
6	2023-02-10	208.40	224.76	1.6%	-7.3%
7	2023-02-17	212.61	234.24	2.0%	9.2%
Four week average		207.71	219.41	-	-5.3%

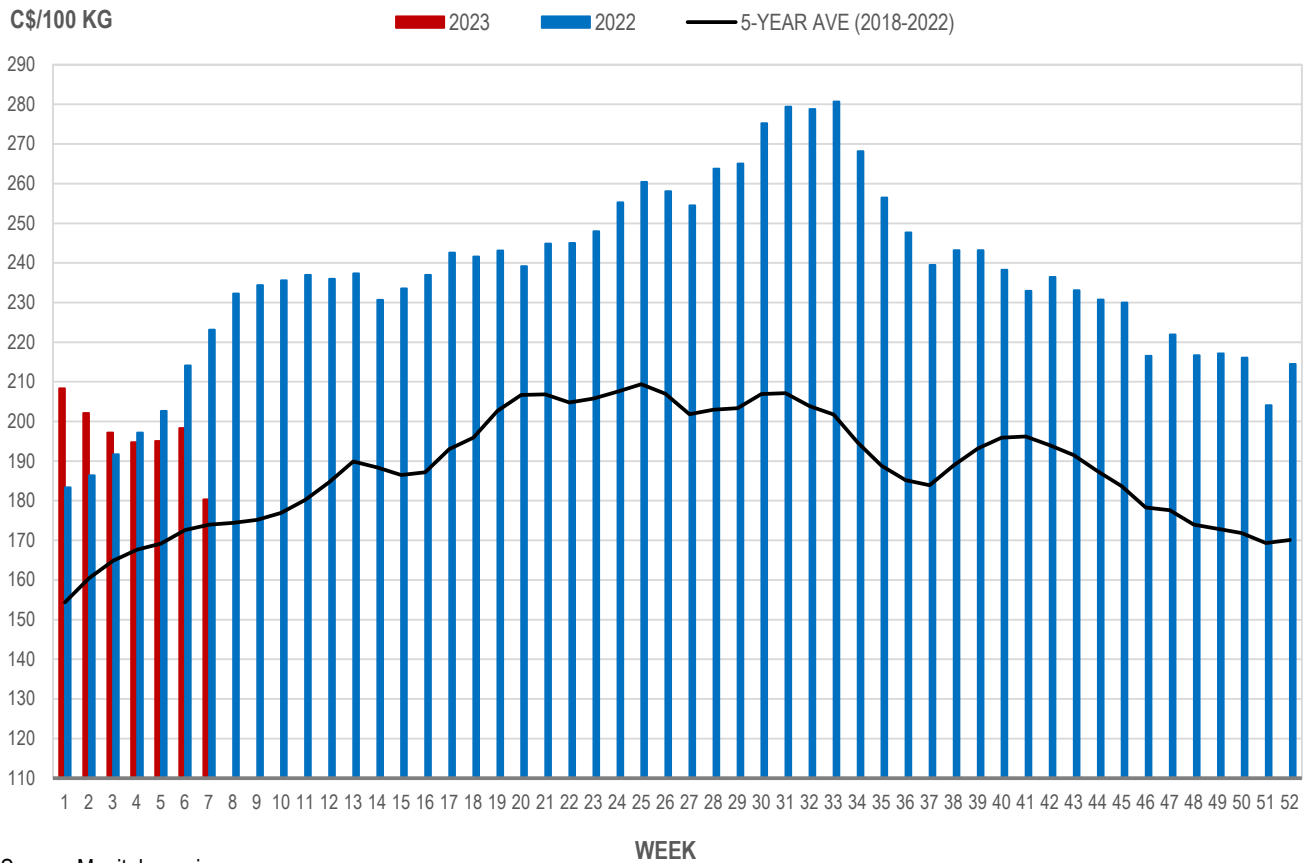
Source: Manitoba major processors.

Index 100, C\$/100 kg

Week	Week ending date	2023	2022	Change from Previous Week	Change from Previous Year
4	2023-01-27	194.77	197.18	-1.2%	-1.2%
5	2023-02-03	195.03	202.69	0.1%	-3.8%
6	2023-02-10	198.30	214.15	1.7%	-7.4%
7	2023-02-17	180.32	223.20	-9.1%	-19.2%
Four week average		192.11	209.30	-	-8.2%

Source: Manitoba major processors.

MANITOBA WEIGHTED AVERAGE INDEX 100 HOG PRICES WEEKLY



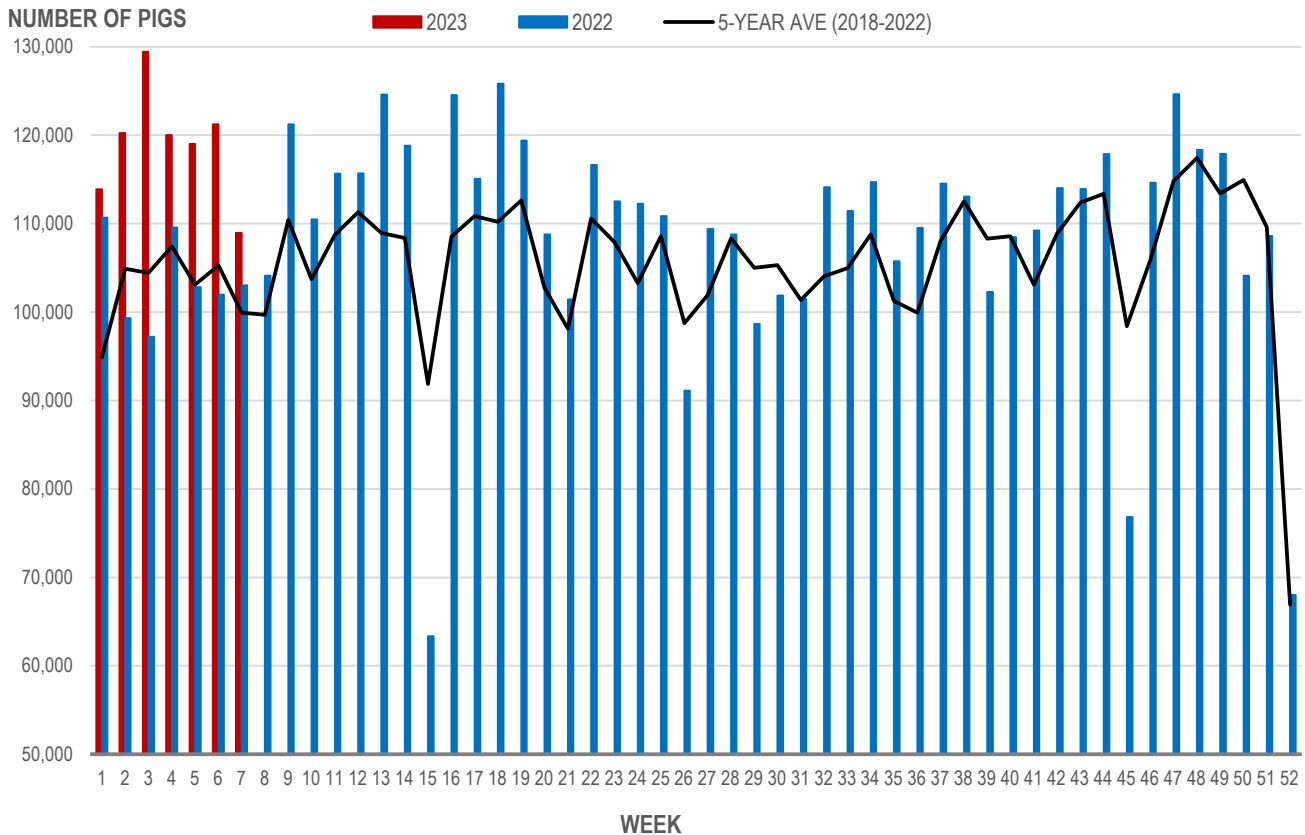
Source: Manitoba major processors

Number of Pigs Processed by Major Processors

Week	Week ending date	2023	2022	Change from Previous Week	Change from Previous Year
4	2023-01-27	120,015	109,563	-7.3%	9.5%
5	2023-02-03	119,042	102,826	-0.8%	15.8%
6	2023-02-10	121,230	101,975	1.8%	18.9%
7	2023-02-17	108,963	103,028	-10.1%	5.8%
Four week average		117,313	104,348	-	12.4%

Source: Manitoba major processors.

NUMBER OF PIGS PROCESSED BY MAJOR PROCESSORS WEEKLY



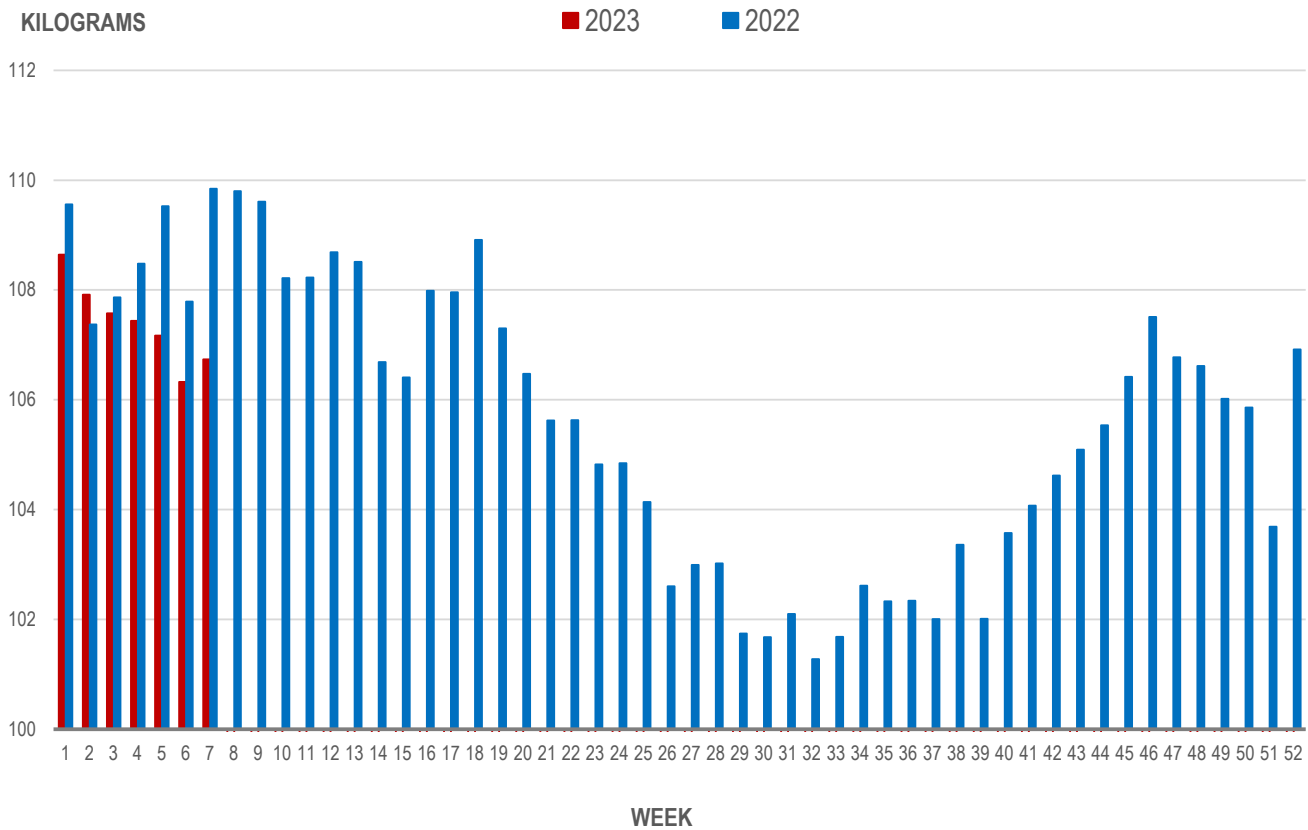
Source: Manitoba major processors

Average Weight of Hogs Processed by Major Processors, Kg

Week	Week ending date	2023	2022	Change from Previous Week	Change from Previous Year
4	2023-01-27	107.44	108.48	-0.1%	-1.0%
5	2023-02-03	107.17	109.52	-0.3%	-2.2%
6	2023-02-10	106.33	107.79	-0.8%	-1.4%
7	2023-02-17	106.74	109.84	0.4%	-2.8%
Four week average		106.92	108.91	-	-1.8%

Source: Manitoba major processors.

AVERAGE WEIGHT OF HOGS PROCESSED BY MAJOR PROCESSORS WEEKLY



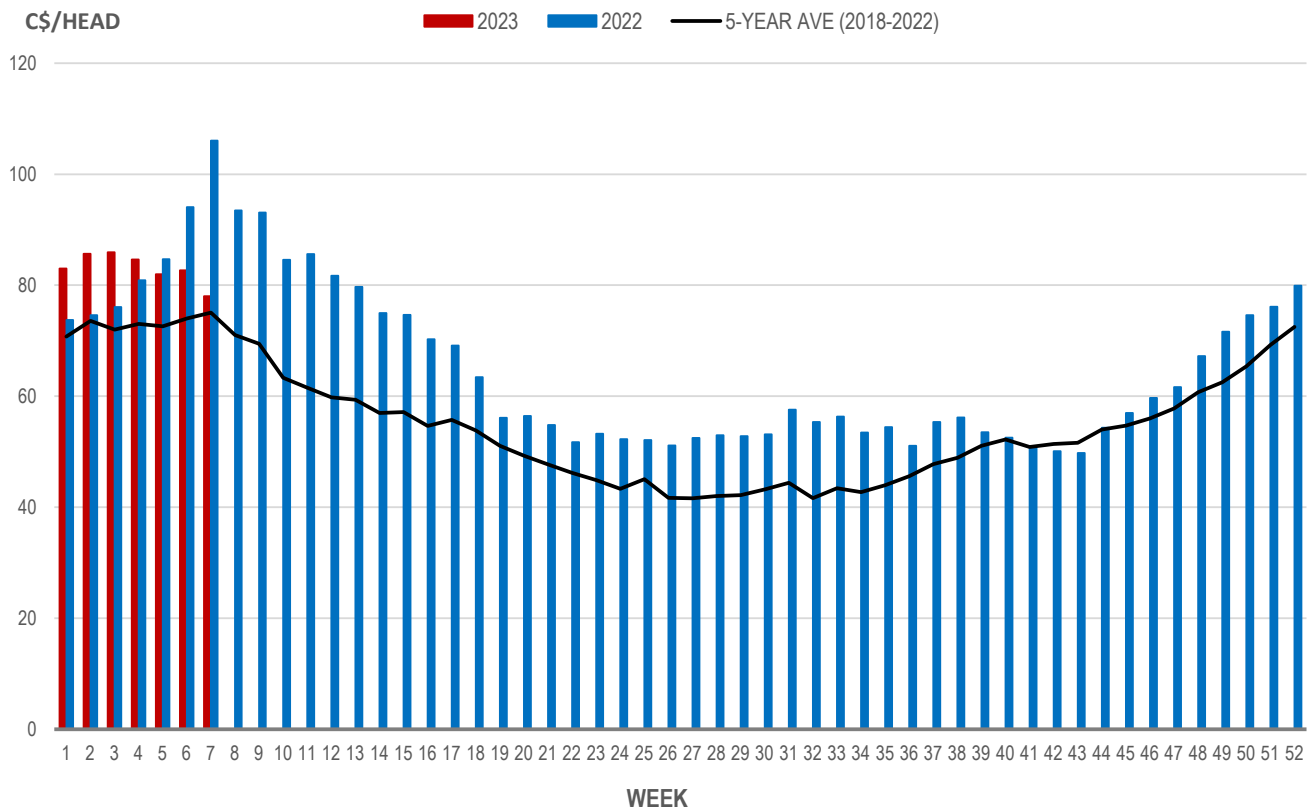
Source: Manitoba major processors

Weaning Pigs (U.S. Total Composite Weighted Average Price per Head)

	Formula and Cash Low, US\$/Head	Formula and Cash High, US\$/Head	Wtd Avg Price, US\$/Head	Wtd Avg Price, C\$/Head
Early Weaned (10-12 lb)	50.00	73.00	57.83	78.00
Feeder Pigs (40 lb)	63.00	93.00	83.64	112.81

Source: USDA, AMS

EARLY WEANED PIGS (U.S. TOTAL COMPOSITE WEIGHTED AVERAGE PRICE PER HEAD) WEEKLY



Source: USDA, AMS

Contact us

Go to manitoba.ca/agriculture and click on Markets and Statistics

Email us at industryintelligence@gov.mb.ca

Follow us on Twitter @MBGovAg